

PARKIN ECONOMICS

TWELFTH EDITION




Practice, Engage, and Assess




- **Enhanced eText**—Students actively read and learn, and with more engagement than ever before, through embedded and auto-graded practice, real-time data-graph updates, animations, author videos, and more.

- **Practice**—Algorithmically generated homework and study plan exercises with instant feedback ensure varied and productive practice, helping students improve their understanding and prepare for quizzes and tests. Draw-graph exercises encourage students to practice the language of economics.



- **Learning Resources**—Personalized learning aids such as Help Me Solve This problem walkthroughs, Teach Me explanations of the underlying concept, and figure Animations provide on-demand help when students need it most.

- **Adaptive Study Plan**—Monitors each student's progress and offers a continuously personalized study plan based on his or her own homework, quiz, and test results. Includes unlimited practice exercises and the opportunity to prove mastery through quizzes based on recommended learning objectives.




- **Dynamic Study Modules**—With a focus on key topics, these modules work by continuously assessing student performance and activity in real time and, using data and analytics, provide personalized content to reinforce concepts that target each student's particular strengths and weaknesses.

- **Digital Interactives**—Focused on a single core topic and organized in progressive levels, each interactive immerses students in an assignable and auto-graded activity. Digital Interactives are also engaging lecture tools for traditional, online, and hybrid courses, many incorporating real-time data, data displays, and analysis tools for rich classroom discussions.



with MyEconLab[®]

- **Learning Catalytics**—Generates classroom discussion, guides lectures, and promotes peer-to-peer learning with real-time analytics. Students can use any device to interact in the classroom, engage with content, and even draw and share graphs.



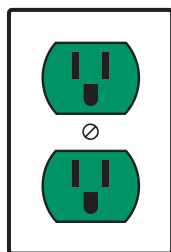
- **Real-Time Data Analysis Exercises**—Using current macro data to help students understand the impact of changes in economic variables, Real-Time Data Analysis Exercises communicate directly with the Federal Reserve Bank of St. Louis's FRED[®] site and update as new data are available.

- **Current News Exercises**—Every week, current microeconomic and macroeconomic news stories, with accompanying exercises, are posted to MyEconLab. Assignable and auto-graded, these multi-part exercises ask students to recognize and apply economic concepts to real-world events.



- **Experiments**—Flexible, easy-to-assign, auto-graded, and available in Single and Multiplayer versions, Experiments in MyEconLab make learning fun and engaging.

- **Reporting Dashboard**—View, analyze, and report learning outcomes clearly and easily. Available via the Gradebook and fully mobile-ready, the Reporting Dashboard presents student performance data at the class, section, and program levels in an accessible, visual manner.



- **LMS Integration**—Link from any LMS platform to access assignments, rosters, and resources, and synchronize MyLab grades with your LMS gradebook. For students, new direct, single sign-on provides access to all the personalized learning MyLab resources that make studying more efficient and effective.

- **Mobile Ready**—Students and instructors can access multimedia resources and complete assessments right at their fingertips, on any mobile device.



Digital

Complete Digital Experience



=

Allow your students to save by purchasing a stand-alone MyEconLab directly from Pearson at www.myeconlab.com. Pearson's industry-leading learning solution features a **full Pearson eText** and course management functionality. Most importantly, MyEconLab helps you hold students accountable for class preparation and supports more active learning styles. Visit www.myeconlab.com to find out more.

Students can purchase a three-hole-punched, full-color version of the text via myeconlab.com at a **significant discount delivered right to their door.** →



Instant eText Access



=

The **CourseSmart eBookstore** provides instant, online access to the textbook and course materials students need at a lower price. CourseSmart's eTextbooks are fully searchable and offer the same paging and appearance as the printed texts. You can preview eTextbooks online anytime at www.coursesmart.com.

Homework and Tutorial Only



=

Same great assessment technology without the **Pearson eText**.

Students can purchase a three-hole-punched, full-color version of the text via myeconlab.com at a **significant discount delivered right to their door.** →



Digital + Print

Great Content + Great Value



=

Package our premium bound textbook with a MyEconLab access code for the most enduring student experience. Find out more at www.myeconlab.com.

Great Content + Great Price



=

Save your students money and promote an active learning environment by offering a Student Value Edition—a three-hole-punched, full-color version of the premium textbook that's available at a 35% discount—packaged with a MyEconLab access code at your bookstore.

Custom

Customized Solutions



=

Customize your textbook to match your syllabus. Trim your text to include just the chapters you need or add chapters from multiple books. With no unused material or unnecessary expense, Pearson Learning Solutions provides the right content you need for a course that's entirely your own. www.pearsonlearningsolutions.com

Contact your Pearson representative for more information on Pearson Choices.

ECONOMICS

TWELFTH EDITION

MICHAEL PARKIN

University of Western Ontario

PEARSON

Boston Columbus Indianapolis New York San Francisco Hoboken
Amsterdam Cape Town Dubai London Madrid Milan Munich Paris Montreal Toronto
Delhi Mexico City Sao Paulo Sydney Hong Kong Seoul Singapore Taipei Tokyo

Vice President, Business Publishing	Donna Battista	Cover Photos	FogStock/Alamy, Ingram Publishing/Alamy
Executive Acquisitions Editor	Adrienne D'Ambrosio	Vice President, Director of Digital Strategy and Assessment	Paul Gentile
Editorial Assistant	Courtney Turcotte	Manager of Learning Applications	Paul DeLuca
Project Manager	Sarah Dumouchelle	Digital Editor	Denise Clinton
Vice President, Product Marketing	Maggie Moylan	Director, Digital Studio	Sacha Laustsen
Director of Marketing, Digital Services and Products	Jeanette Koskinas	Digital Studio Manager	Diane Lombardo
Senior Product Marketing Manager	Alison Haskins	Digital Content Team Lead	Noel Lotz
Executive Field Marketing Manager	Lori DeShazo	Digital Studio Project Manager	Melissa Honig
Senior Strategic Marketing Manager	Erin Gardner	Text Design, Project Management, and Page Make-up	Integra Software Services, Inc.
Team Lead, Program Management	Ashley Santora	Copyeditor	Catherine Baum
Team Lead, Project Management	Jeff Holcomb	Technical Illustrator	Richard Parkin
Program Manager	Nancy Freihofer	Printer/Binder	Courier Kendallville
Supplements Project Manager	Andra Skaalrud	Cover Printer	Courier Kendallville
Operations Specialist	Carol Melville	Text Font	Adobe Garamond Pro
Cover Designer	Jonathan Boylan		

Copyright © 2016, 2014, 2012 by Pearson Education, Inc., or its affiliates. All rights reserved. Manufactured in the United States of America. This publication is protected by Copyright, and permission should be obtained from the publisher prior to any prohibited reproduction, storage in a retrieval system, or transmission in any form or by any means, electronic, mechanical, photocopying, recording, or likewise. For information regarding permissions, request forms, and the appropriate contacts within the Pearson Education Global Rights and Permissions department, please visit www.pearsoned.com/permissions/.

Acknowledgments of third-party content appear on the appropriate page within the text and on page C-1, which constitutes an extension of this copyright page.

PEARSON, ALWAYS LEARNING, and MYECONLAB® are exclusive trademarks owned by Pearson Education, Inc. or its affiliates in the U.S. and/or other countries.

Unless otherwise indicated herein, any third-party trademarks that may appear in this work are the property of their respective owners, and any references to third-party trademarks, logos, or other trade dress are for demonstrative or descriptive purposes only. Such references are not intended to imply any sponsorship, endorsement, authorization, or promotion of Pearson's products by the owners of such marks, or any relationship between the owner and Pearson Education, Inc. or its affiliates, authors, licensees, or distributors.

FRED® is a registered trademark and the FRED® logo and ST.LOUIS FED are trademarks of the Federal Reserve Bank of St. Louis, <http://researchstlouisfed.org/fred2/>

Library of Congress Cataloging-in-Publication Data

Parkin, Michael
 Economics/Michael Parkin.—Twelfth edition.
 pages cm.
 Includes bibliographical references and index.
 ISBN 978-0-13-387227-9
 1. Economics I. Title.
 HB171.5.P313 2016
 330—dc23

2014043488

10 9 8 7 6 5 4 3 2 1

PEARSON

ISBN 10: 0-13-387227-0
 ISBN 13: 978-0-13-387227-9

TO ROBIN

ABOUT THE AUTHOR

Michael Parkin is Professor Emeritus in the Department of Economics at the University of Western Ontario, Canada. Professor Parkin has held faculty appointments at Brown University, the University of Manchester, the University of Essex, and Bond University. He is a past president of the Canadian Economics Association and has served on the editorial boards of the *American Economic Review* and the *Journal of Monetary Economics* and as managing editor of the *Canadian Journal of Economics*. Professor Parkin's research on macroeconomics, monetary economics, and international economics has resulted in over 160 publications in journals and edited volumes, including the *American Economic Review*, the *Journal of Political Economy*, the *Review of Economic Studies*, the *Journal of Monetary Economics*, and the *Journal of Money, Credit and Banking*. He became most visible to the public with his work on inflation that discredited the use of wage and price controls. Michael Parkin also spearheaded the movement toward European monetary union. Professor Parkin is an experienced and dedicated teacher of introductory economics.



PART ONE**INTRODUCTION** 1

- CHAPTER 1 What Is Economics? 1
CHAPTER 2 The Economic Problem 31

PART TWO**HOW MARKETS WORK** 55

- CHAPTER 3 Demand and Supply 55
CHAPTER 4 Elasticity 83
CHAPTER 5 Efficiency and Equity 105
CHAPTER 6 Government Actions in Markets 127
CHAPTER 7 Global Markets in Action 151

PART THREE**HOUSEHOLDS' CHOICES** 177

- CHAPTER 8 Utility and Demand 177
CHAPTER 9 Possibilities, Preferences, and Choices 201

PART FOUR**FIRMS AND MARKETS** 223

- CHAPTER 10 Organizing Production 223
CHAPTER 11 Output and Costs 247
CHAPTER 12 Perfect Competition 271
CHAPTER 13 Monopoly 297
CHAPTER 14 Monopolistic Competition 323
CHAPTER 15 Oligopoly 341

PART FIVE**MARKET FAILURE AND GOVERNMENT** 369

- CHAPTER 16 Public Choices, Public Goods, and Healthcare 369
CHAPTER 17 Externalities 391

PART SIX**FACTOR MARKETS, INEQUALITY, AND UNCERTAINTY** 419

- CHAPTER 18 Markets for Factors of Production 419
CHAPTER 19 Economic Inequality 445
CHAPTER 20 Uncertainty and Information 469

PART SEVEN**MONITORING MACROECONOMIC PERFORMANCE** 491

- CHAPTER 21 Measuring GDP and Economic Growth 491
CHAPTER 22 Monitoring Jobs and Inflation 515

PART EIGHT**MACROECONOMIC TRENDS** 539

- CHAPTER 23 Economic Growth 539
CHAPTER 24 Finance, Saving, and Investment 567
CHAPTER 25 Money, the Price Level, and Inflation 589
CHAPTER 26 The Exchange Rate and the Balance of Payments 619

PART NINE**MACROECONOMIC FLUCTUATIONS** 649

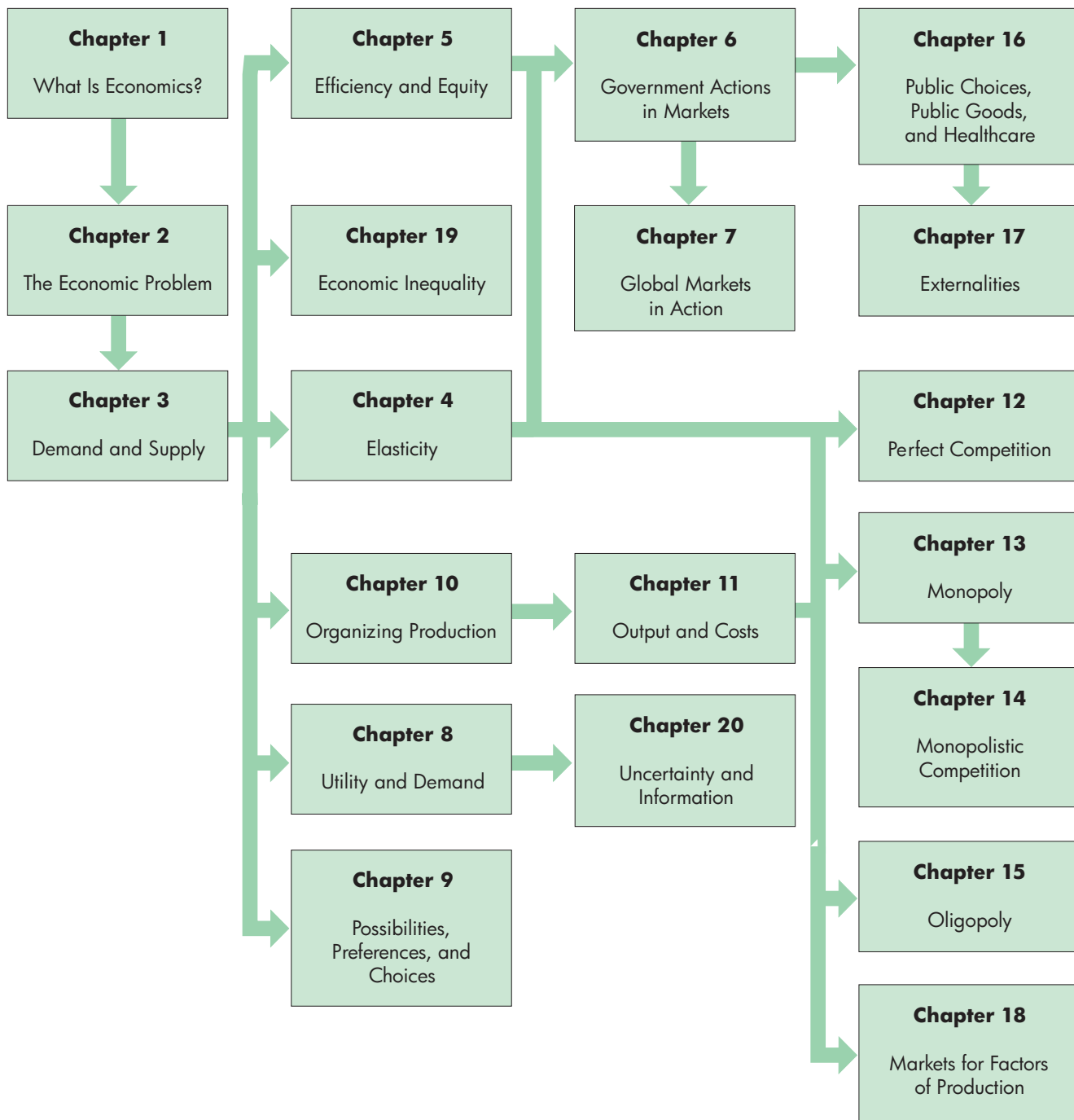
- CHAPTER 27 Aggregate Supply and Aggregate Demand 649
CHAPTER 28 Expenditure Multipliers 673
CHAPTER 29 The Business Cycle, Inflation, and Deflation 703

PART TEN**MACROECONOMIC POLICY** 729

- CHAPTER 30 Fiscal Policy 729
CHAPTER 31 Monetary Policy 757

ALTERNATIVE PATHWAYS THROUGH MICRO CHAPTERS

Micro Flexibility



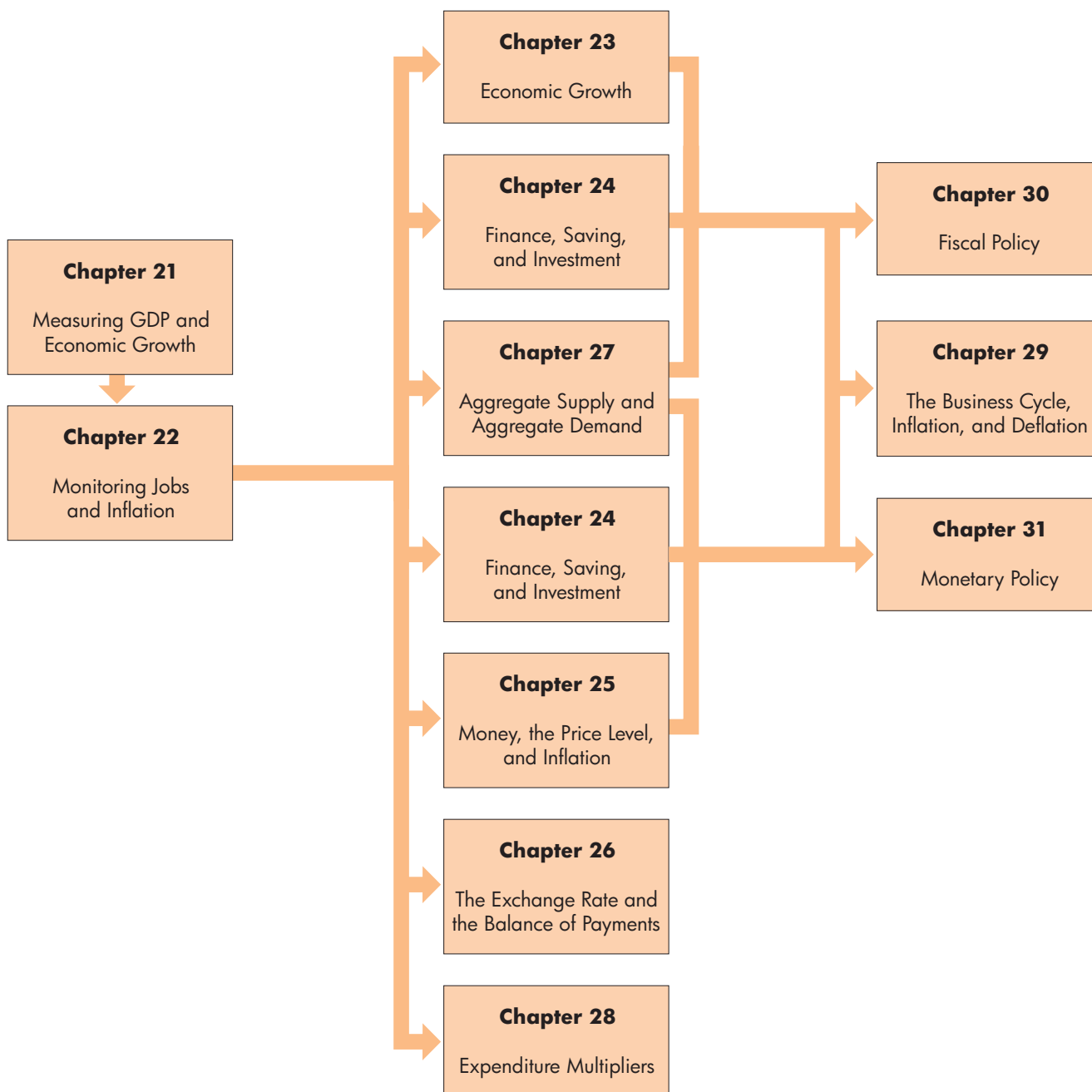
Start here ...

... then jump to
any of these ...

... and jump to any of these after
doing the pre-requisites indicated

ALTERNATIVE PATHWAYS THROUGH MACRO CHAPTERS

Macro Flexibility



Start here ...

... then jump to
any of these ...

... and jump to any of these after
doing the prerequisites indicated

DETAILED CONTENTS



PART ONE INTRODUCTION 1

CHAPTER 1 ♦ WHAT IS ECONOMICS? 1

Definition of Economics 2

Two Big Economic Questions 3

What, How, and For Whom? 3

Do Choices Made in the Pursuit of Self-Interest
also Promote the Social Interest? 5

The Economic Way of Thinking 9

A Choice Is a Tradeoff 9

Making a Rational Choice 9

Benefit: What You Gain 9

Cost: What You *Must* Give Up 9

How Much? Choosing at the Margin 10

Choices Respond to Incentives 10

Economics as Social Science and
Policy Tool 11

Economist as Social Scientist 11

Economist as Policy Adviser 11

*Summary (Key Points and Key Terms), Worked
Problem, Study Plan Problems and Applications,
and Additional Problems and Applications appear
at the end of each chapter.*

APPENDIX Graphs in Economics 15

Graphing Data 15

Scatter Diagrams 16

Graphs Used in Economic Models 18

Variables That Move in the Same Direction 18

Variables That Move in Opposite Directions 19

Variables That Have a Maximum
or a Minimum 20

Variables That Are Unrelated 21

The Slope of a Relationship 22

The Slope of a Straight Line 22

The Slope of a Curved Line 23

Graphing Relationships Among More Than
Two Variables 24

Ceteris Paribus 24

When Other Things Change 25

MATHEMATICAL NOTE

Equations of Straight Lines 26

■ AT ISSUE, 8

■ ECONOMICS IN THE NEWS, 6, 12

CHAPTER 2 ♦ THE ECONOMIC PROBLEM 31

Production Possibilities and Opportunity Cost 32

Production Possibilities Frontier 32

Production Efficiency 33

Tradeoff Along the *PPF* 33

Opportunity Cost 33

Using Resources Efficiently 35

The *PPF* and Marginal Cost 35

Preferences and Marginal Benefit 36

Allocative Efficiency 37

Economic Growth 38

The Cost of Economic Growth 38

A Nation's Economic Growth 39

Gains from Trade 40

Comparative Advantage and Absolute Advantage 40

Achieving the Gains from Trade 42

Economic Coordination 44

Firms 44

Markets 44

Property Rights 44

Money 44

Circular Flows Through Markets 44

Coordinating Decisions 45

■ ECONOMICS IN ACTION, 39

■ ECONOMICS IN THE NEWS, 34, 46

PART ONE WRAP-UP ♦

Understanding the Scope of Economics

Your Economic Revolution 53

Talking with

Esther Duflo 54



PART TWO
HOW MARKETS WORK 55

CHAPTER 3 ♦ DEMAND AND SUPPLY 55

Markets and Prices 56

Demand 57

The Law of Demand 57

Demand Curve and Demand Schedule 57

A Change in Demand 58

A Change in the Quantity Demanded Versus a Change in Demand 60

Supply 62

The Law of Supply 62

Supply Curve and Supply Schedule 62

A Change in Supply 63

A Change in the Quantity Supplied Versus a Change in Supply 64

Market Equilibrium 66

Price as a Regulator 66

Price Adjustments 67

Predicting Changes in Price and Quantity 68

An Increase in Demand 68

A Decrease in Demand 68

An Increase in Supply 70

A Decrease in Supply 70

Changes in Both Demand and Supply 72

MATHEMATICAL NOTE

Demand, Supply, and Equilibrium 76

■ ECONOMICS IN THE NEWS, 69, 71, 74

CHAPTER 4 ♦ ELASTICITY 83

- Price Elasticity of Demand 84
 - Calculating Price Elasticity of Demand 84
 - Inelastic and Elastic Demand 85
 - The Factors that Influence the Elasticity of Demand 86
 - Elasticity Along a Linear Demand Curve 87
 - Total Revenue and Elasticity 88
 - Your Expenditure and Your Elasticity 90
- More Elasticities of Demand 91
 - Income Elasticity of Demand 91
 - Cross Elasticity of Demand 92
- Elasticity of Supply 94
 - Calculating the Elasticity of Supply 94
 - The Factors That Influence the Elasticity of Supply 95
- ECONOMICS IN ACTION, 89, 91, 92
- ECONOMICS IN THE NEWS, 90, 93, 98

CHAPTER 5 ♦ EFFICIENCY AND EQUITY 105

- Resource Allocation Methods 106
 - Market Price 106
 - Command 106
 - Majority Rule 106
 - Contest 106
 - First-Come, First-Served 106
 - Lottery 107
 - Personal Characteristics 107
 - Force 107
- Benefit, Cost, and Surplus 108
 - Demand, Willingness to Pay, and Value 108
 - Individual Demand and Market Demand 108
 - Consumer Surplus 109
 - Supply and Marginal Cost 109
 - Supply, Cost, and Minimum Supply-Price 110
 - Individual Supply and Market Supply 110
 - Producer Surplus 111
- Is the Competitive Market Efficient? 112
 - Efficiency of Competitive Equilibrium 112
 - Market Failure 114
 - Sources of Market Failure 114
 - Alternatives to the Market 115
- Is the Competitive Market Fair? 116
 - It's Not Fair if the *Result* Isn't Fair 116
 - It's Not Fair if the *Rules* Aren't Fair 118
 - Case Study: A Generator Shortage in a Natural Disaster 118
- ECONOMICS IN ACTION, 113
- AT ISSUE, 119
- ECONOMICS IN THE NEWS, 120

CHAPTER 6 ♦ GOVERNMENT ACTIONS IN MARKETS 127

- A Housing Market with a Rent Ceiling 128
 - A Housing Shortage 128
 - Increased Search Activity 128
 - A Black Market 128
 - Inefficiency of a Rent Ceiling 129
 - Are Rent Ceilings Fair? 130
- A Labor Market with a Minimum Wage 131
 - Minimum Wage Brings Unemployment 131
 - Is the Minimum Wage Fair? 131
 - Inefficiency of a Minimum Wage 132
- Taxes 133
 - Tax Incidence 133
 - A Tax on Sellers 133
 - A Tax on Buyers 134
 - Equivalence of Tax on Buyers and Sellers 134
 - Tax Incidence and Elasticity of Demand 135
 - Tax Incidence and Elasticity of Supply 136
 - Taxes and Efficiency 137
 - Taxes and Fairness 138
- Production Quotas and Subsidies 139
 - Production Quotas 139
 - Subsidies 140
- Markets for Illegal Goods 142
 - A Free Market for a Drug 142
 - A Market for an Illegal Drug 142
 - Legalizing and Taxing Drugs 143
- ECONOMICS IN ACTION, 130, 138, 141
- AT ISSUE, 132
- ECONOMICS IN THE NEWS, 144

CHAPTER 7 ♦ GLOBAL MARKETS IN ACTION 151

- How Global Markets Work 152
 - International Trade Today 152
 - What Drives International Trade? 152
 - Why the United States Imports T-Shirts 153
 - Why the United States Exports Airplanes 154
- Winners, Losers, and the Net Gain
from Trade 155
 - Gains and Losses from Imports 155
 - Gains and Losses from Exports 156
 - Gains for All 156
- International Trade Restrictions 157
 - Tariffs 157
 - Import Quotas 160
 - Other Import Barriers 163
 - Export Subsidies 163
- The Case Against Protection 164
 - Helps an Infant Industry Grow 164
 - Counters Dumping 164
 - Saves Domestic Jobs 164
 - Allows Us to Compete with Cheap Foreign
Labor 164
 - Penalizes Lax Environmental Standards 165
 - Prevents Rich Countries from Exploiting
Developing Countries 165
 - Reduces Offshore Outsourcing that Sends Good
U.S. Jobs to Other Countries 165
 - Avoiding Trade Wars 166
 - Why Is International Trade Restricted? 166
 - Compensating Losers 167
- ECONOMICS IN ACTION, 152, 158, 163
- AT ISSUE, 166
- ECONOMICS IN THE NEWS, 162, 168

PART TWO WRAP-UP ♦

- Understanding How Markets Work
The Amazing Market 175
- Talking with
Susan Athey 176

PART THREE
HOUSEHOLDS' CHOICES 177

CHAPTER 8 ♦ UTILITY AND DEMAND 177

- Consumption Choices 178
 - Consumption Possibilities 178
 - Preferences 179
- Utility-Maximizing Choice 181
 - A Spreadsheet Solution 181
 - Choosing at the Margin 182
 - The Power of Marginal Analysis 184
 - Revealing Preferences 184
- Predictions of Marginal Utility Theory 185
 - A Fall in the Price of a Movie 185
 - A Rise in the Price of Soda 187
 - A Rise in Income 188
 - The Paradox of Value 189
 - Temperature: An Analogy 190
- New Ways of Explaining Consumer Choices 192
 - Behavioral Economics 192
 - Neuroeconomics 193
 - Controversy 193
- ECONOMICS IN ACTION, 190
- ECONOMICS IN THE NEWS, 194

CHAPTER 9 ♦ POSSIBILITIES, PREFERENCES, AND CHOICES 201

- Consumption Possibilities 202
 - Budget Line 202
 - Budget Equation 203
- Preferences and Indifference Curves 205
 - Marginal Rate of Substitution 206
 - Degree of Substitutability 207
- Predicting Consumer Choices 208
 - Best Affordable Choice 208
 - A Change in Price 209
 - A Change in Income 211
 - Substitution Effect and Income Effect 212
- ECONOMICS IN ACTION, 210
- ECONOMICS IN THE NEWS, 214

PART THREE WRAP-UP ♦

- Understanding Households' Choices**
 - Making the Most of Life 221
- Talking with**
 - Steven D. Levitt 222


PART FOUR
FIRMS AND MARKETS 223
CHAPTER 10 ♦ ORGANIZING PRODUCTION 223

- The Firm and Its Economic Problem 224
 - The Firm's Goal 224
 - Accounting Profit 224
 - Economic Accounting 224
 - A Firm's Opportunity Cost of Production 224
 - Economic Accounting: A Summary 225
 - The Firm's Decisions 225
 - The Firm's Constraints 226
- Technological and Economic Efficiency 227
 - Technological Efficiency 227
 - Economic Efficiency 227
- Information and Organization 229
 - Command Systems 229
 - Incentive Systems 229
 - The Principal–Agent Problem 229
 - Coping with the Principal–Agent Problem 229
 - Types of Business Organization 230
 - Pros and Cons of Different Types of Firms 231
- Markets and the Competitive Environment 233
 - Measures of Concentration 234
 - Limitations of a Concentration Measure 236
- Produce or Outsource? Firms and Markets 238
 - Firm Coordination 238
 - Market Coordination 238
 - Why Firms? 238
- ECONOMICS IN ACTION, 232, 235, 237, 239
- ECONOMICS IN THE NEWS, 230, 240

CHAPTER 11 ♦ OUTPUT AND COSTS 247

- Decision Time Frames 248
 - The Short Run 248
 - The Long Run 248
- Short-Run Technology Constraint 249
 - Product Schedules 249
 - Product Curves 249
 - Total Product Curve 250
 - Marginal Product Curve 250
 - Average Product Curve 252
- Short-Run Cost 253
 - Total Cost 253
 - Marginal Cost 254
 - Average Cost 254
 - Marginal Cost and Average Cost 254
 - Why the Average Total Cost Curve Is U-Shaped 254
 - Cost Curves and Product Curves 256
 - Shifts in the Cost Curves 258
- Long-Run Cost 260
 - The Production Function 260
 - Short-Run Cost and Long-Run Cost 260
 - The Long-Run Average Cost Curve 262
 - Economies and Diseconomies of Scale 262
- ECONOMICS IN ACTION, 252, 263
- ECONOMICS IN THE NEWS, 256, 264

CHAPTER 12 ♦ **PERFECT COMPETITION** 271

- What Is Perfect Competition? 272
 - How Perfect Competition Arises 272
 - Price Takers 272
 - Economic Profit and Revenue 272
 - The Firm's Decisions 273
- The Firm's Output Decision 274
 - Marginal Analysis and the Supply Decision 275
 - Temporary Shutdown Decision 276
 - The Firm's Supply Curve 277
- Output, Price, and Profit in the Short Run 278
 - Market Supply in the Short Run 278
 - Short-Run Equilibrium 279
 - A Change in Demand 279
 - Profits and Losses in the Short Run 279
 - Three Possible Short-Run Outcomes 280
- Output, Price, and Profit in the Long Run 281
 - Entry and Exit 281
 - A Closer Look at Entry 282
 - A Closer Look at Exit 282
 - Long-Run Equilibrium 283
- Changes in Demand and Supply as Technology Advances 284
 - An Increase in Demand 284
 - A Decrease in Demand 285
 - Technological Advances Change Supply 286
- Competition and Efficiency 288
 - Efficient Use of Resources 288
 - Choices, Equilibrium, and Efficiency 288
- ECONOMICS IN ACTION, 281, 283
- ECONOMICS IN THE NEWS, 285, 287, 290

CHAPTER 13 ♦ **MONOPOLY** 297

- Monopoly and How It Arises 298
 - How Monopoly Arises 298
 - Monopoly Price-Setting Strategies 299
- A Single-Price Monopoly's Output and Price Decision 300
 - Price and Marginal Revenue 300
 - Marginal Revenue and Elasticity 301
 - Price and Output Decision 302
- Single-Price Monopoly and Competition Compared 304
 - Comparing Price and Output 304
 - Efficiency Comparison 305
 - Redistribution of Surpluses 306
 - Rent Seeking 306
 - Rent-Seeking Equilibrium 306
- Price Discrimination 307
 - Two Ways of Price Discriminating 307
 - Increasing Profit and Producer Surplus 308
 - A Price-Discriminating Airline 308
 - Efficiency and Rent Seeking with Price Discrimination 311
- Monopoly Regulation 313
 - Efficient Regulation of a Natural Monopoly 313
 - Second-Best Regulation of a Natural Monopoly 314
- ECONOMICS IN ACTION, 299, 311
- ECONOMICS IN THE NEWS, 312, 316

CHAPTER 14 ♦ MONOPOLISTIC COMPETITION 323

What Is Monopolistic Competition? 324

- Large Number of Firms 324
- Product Differentiation 324
- Competing on Quality, Price, and Marketing 324
- Entry and Exit 325
- Examples of Monopolistic Competition 325

Price and Output in Monopolistic Competition 326

- The Firm's Short-Run Output and Price Decision 326
- Profit Maximizing Might Be Loss Minimizing 326
- Long Run: Zero Economic Profit 327
- Monopolistic Competition and Perfect Competition 328
- Is Monopolistic Competition Efficient? 329

Product Development and Marketing 330

- Product Development 330
- Advertising 330
- Using Advertising to Signal Quality 332
- Brand Names 333
- Efficiency of Advertising and Brand Names 333

■ ECONOMICS IN ACTION, 325, 331

■ ECONOMICS IN THE NEWS, 334

CHAPTER 15 ♦ OLIGOPOLY 341

What Is Oligopoly? 342

- Barriers to Entry 342
- Small Number of Firms 343
- Examples of Oligopoly 343

Oligopoly Games 344

- What Is a Game? 344
- The Prisoners' Dilemma 344
- An Oligopoly Price-Fixing Game 346
- A Game of Chicken 351

Repeated Games and Sequential Games 352

- A Repeated Duopoly Game 352
- A Sequential Entry Game in a Contestable Market 354

Antitrust Law 356

- The Antitrust Laws 356
- Price Fixing Always Illegal 357
- Three Antitrust Policy Debates 357
- Mergers and Acquisitions 359

■ ECONOMICS IN ACTION, 343, 350, 358, 359

■ ECONOMICS IN THE NEWS, 353, 360

PART FOUR WRAP-UP ♦

Understanding Firms and Markets

Managing Change and Limiting Market Power 367

Talking with

Thomas Hubbard 368

PART FIVE
MARKET FAILURE AND GOVERNMENT 369

**CHAPTER 16 ♦ PUBLIC CHOICES,
 PUBLIC GOODS, AND
 HEALTHCARE 369**

- Public Choices 370
 - Why Governments? 370
 - Public Choice and the Political Marketplace 370
 - Political Equilibrium 371
 - What Is a Public Good? 372
 - A Fourfold Classification 372
 - The Things Our Governments Buy 372
- Providing Public Goods 374
 - The Free-Rider Problem 374
 - Marginal Social Benefit from a Public Good 374
 - Marginal Social Cost of a Public Good 375
 - Efficient Quantity of a Public Good 375
 - Inefficient Private Provision 375
 - Efficient Public Provision 375
 - Inefficient Public Overprovision 377
- The Economics of Healthcare 378
 - Healthcare Market Failure 378
 - Alternative Public Choice Solutions 379
 - Vouchers a Better Solution? 383
- ECONOMICS IN ACTION, 370, 373, 376, 379, 381
- AT ISSUE, 382
- ECONOMICS IN THE NEWS, 384

CHAPTER 17 ♦ EXTERNALITIES 391

- Externalities In Our Lives 392
 - Negative Production Externalities 392
 - Positive Production Externalities 392
 - Negative Consumption Externalities 392
 - Positive Consumption Externalities 392
- Negative Externality: Pollution 394
 - Private, External, and Social Cost 394
 - Establish Property Rights 395
 - Mandate Clean Technology 396
 - Tax or Cap and Price Pollution 397
 - Coping with Global Externalities 400
- Negative Externality: The Tragedy of the Commons 401
 - Unsustainable Use of a Common Resource 401
 - Inefficient Use of a Common Resource 402
 - Achieving an Efficient Outcome 404
- Positive Externality: Knowledge 406
 - Private Benefits and Social Benefits 406
 - Government Actions in the Market with External Benefits 407
 - Illustrating an Efficient Outcome 407
 - Bureaucratic Inefficiency and Government Failure 408
- ECONOMICS IN ACTION, 393, 398, 400, 403, 405, 409
- AT ISSUE, 399
- ECONOMICS IN THE NEWS, 410

PART FIVE WRAP-UP ♦

**Understanding Market Failure
 and Government**

We, the People, ... 417

Talking with

Caroline M. Hoxby 418



PART SIX
FACTOR MARKETS, INEQUALITY,
AND UNCERTAINTY 419

CHAPTER 18 ♦ **MARKETS FOR FACTORS OF PRODUCTION** 419

- The Anatomy of Factor Markets 420
 - Markets for Labor Services 420
 - Markets for Capital Services 420
 - Markets for Land Services and Natural Resources 420
 - Entrepreneurship 420
- The Demand for a Factor of Production 421
 - Value of Marginal Product 421
 - A Firm's Demand for Labor 421
 - A Firm's Demand for Labor Curve 422
 - Changes in a Firm's Demand for Labor 423
- Labor Markets 424
 - A Competitive Labor Market 424
 - Differences and Trends in Wage Rates 426
 - A Labor Market with a Union 428
- Capital and Natural Resource Markets 432
 - Capital Rental Markets 432
 - Land Rental Markets 432
 - Nonrenewable Natural Resource Markets 433

MATHEMATICAL NOTE

Present Value and Discounting 438

- ECONOMICS IN ACTION, 426, 435
- AT ISSUE, 430
- ECONOMICS IN THE NEWS, 427, 436

CHAPTER 19 ♦ **ECONOMIC INEQUALITY** 445

- Economic Inequality in the United States 446
 - The Distribution of Income 446
 - The Income Lorenz Curve 447
 - The Distribution of Wealth 448
 - Wealth or Income? 448
 - Annual or Lifetime Income and Wealth? 449
 - Trends in Inequality 449
 - Poverty 451
- Inequality in the World Economy 453
 - Income Distributions in Selected Countries 453
 - Global Inequality and Its Trends 454
- The Sources of Economic Inequality 455
 - Human Capital 455
 - Discrimination 456
 - Contests Among Superstars 457
 - Unequal Wealth 458
- Income Redistribution 459
 - Income Taxes 459
 - Income Maintenance Programs 459
 - Subsidized Services 459
 - The Big Tradeoff 460
- ECONOMICS IN ACTION, 450, 452, 460
- ECONOMICS IN THE NEWS, 462

CHAPTER 20 ♦ **UNCERTAINTY AND INFORMATION** 469

Decisions in the Face of Uncertainty 470

- Expected Wealth 470
- Risk Aversion 470
- Utility of Wealth 470
- Expected Utility 471
- Making a Choice with Uncertainty 472

Buying and Selling Risk 473

- Insurance Markets 473
- A Graphical Analysis of Insurance 474
- Risk That Can't Be Insured 475

Private Information 476

- Asymmetric Information: Examples and Problems 476
- The Market for Used Cars 476
- The Market for Loans 479
- The Market for Insurance 480

Uncertainty, Information, and the Invisible Hand 481

- Information as a Good 481
- Monopoly in Markets that Cope with Uncertainty 481

■ ECONOMICS IN ACTION, 475, 480

■ ECONOMICS IN THE NEWS, 482

PART SIX WRAP-UP ♦

Understanding Factor Markets, Inequality, and Uncertainty

For Whom? 489

Talking with

Raj Chetty 490

PART SEVEN
MONITORING MACROECONOMIC PERFORMANCE 491

CHAPTER 21 ♦ **MEASURING GDP AND ECONOMIC GROWTH** 491

Gross Domestic Product 492

- GDP Defined 492
- GDP and the Circular Flow of Expenditure and Income 492
- Why “Domestic” and Why “Gross”? 494

Measuring U.S. GDP 495

- The Expenditure Approach 495
- The Income Approach 496
- Nominal GDP and Real GDP 497
- Calculating Real GDP 497

The Uses and Limitations of Real GDP 498

- The Standard of Living Over Time 498
- The Standard of Living Across Countries 500
- Limitations of Real GDP 501

APPENDIX Graphs in Macroeconomics 506

The Time-Series Graph 506

- Making a Time-Series Graph 506
- Reading a Time-Series Graph 506
- Ratio Scale Reveals Trend 507
- A Time-Series with a Trend 507
- Using a Ratio Scale 507

MATHEMATICAL NOTE

Chained-Dollar Real GDP 508

■ ECONOMICS IN ACTION, 503

■ AT ISSUE, 502

■ ECONOMICS IN THE NEWS, 504

CHAPTER 22 ♦ MONITORING JOBS AND INFLATION 515

- Employment and Unemployment 516
 - Why Unemployment Is a Problem 516
 - Current Population Survey 517
 - Three Labor Market Indicators 517
 - Other Definitions of Unemployment 519
 - Most Costly Unemployment 520
 - Alternative Measures of Unemployment 520
- Unemployment and Full Employment 521
 - Frictional Unemployment 521
 - Structural Unemployment 521
 - Cyclical Unemployment 521
 - “Natural” Unemployment 521
 - Real GDP and Unemployment Over the Cycle 522
- The Price Level, Inflation, and Deflation 524
 - Why Inflation and Deflation are Problems 524
 - The Consumer Price Index 525
 - Reading the CPI Numbers 525
 - Constructing the CPI 525
 - Measuring the Inflation Rate 526
 - Distinguishing High Inflation from a High Price Level 527
 - The Biased CPI 527
 - The Magnitude of the Bias 528
 - Some Consequences of the Bias 528
 - Alternative Price Indexes 528
 - Core Inflation 529
 - The Real Variables in Macroeconomics 529

■ ECONOMICS IN ACTION, 516, 522

■ ECONOMICS IN THE NEWS, 530

PART SEVEN WRAP-UP ♦

Monitoring Macroeconomic Performance

The Big Picture 537

Talking with

Richard Clarida 538

PART EIGHT MACROECONOMIC TRENDS 539

CHAPTER 23 ♦ ECONOMIC GROWTH 539

- The Basics of Economic Growth 540
 - Calculating Growth Rates 540
 - Economic Growth Versus Business Cycle Expansion 540
 - The Magic of Sustained Growth 541
 - Applying the Rule of 70 542
 - Long-Term Growth Trends 543
 - Long-Term Growth in the U.S. Economy 543
 - Real GDP Growth in the World Economy 544
 - How Potential GDP Grows 546
 - What Determines Potential GDP? 546
 - What Makes Potential GDP Grow? 548
 - Why Labor Productivity Grows 551
 - Preconditions for Labor Productivity Growth 551
 - Physical Capital Growth 551
 - Human Capital Growth 552
 - Technological Advances 552
 - Is Economic Growth Sustainable? Theories, Evidence, and Policies 555
 - Classical Growth Theory 555
 - Neoclassical Growth Theory 555
 - New Growth Theory 556
 - New Growth Theory Versus Malthusian Theory 558
 - Sorting Out the Theories 558
 - The Empirical Evidence on the Causes of Economic Growth 558
 - Policies for Achieving Faster Growth 558
- ECONOMICS IN ACTION, 545, 552, 553
- ECONOMICS IN THE NEWS, 554, 560

CHAPTER 24 ♦ **FINANCE, SAVING, AND INVESTMENT** 567

Financial Institutions and Financial Markets 568

- Finance and Money 568
- Capital and Financial Capital 568
- Capital and Investment 568
- Wealth and Saving 568
- Financial Capital Markets 569
- Financial Institutions 570
- Insolvency and Illiquidity 572
- Interest Rates and Asset Prices 572

The Loanable Funds Market 573

- Funds that Finance Investment 573
- The Real Interest Rate 574
- The Demand for Loanable Funds 575
- The Supply of Loanable Funds 576
- Equilibrium in the Loanable Funds Market 577
- Changes in Demand and Supply 577

Government in the Loanable Funds Market 580

- A Government Budget Surplus 580
- A Government Budget Deficit 580

■ ECONOMICS IN ACTION, 570, 574, 575, 578

■ ECONOMICS IN THE NEWS, 582

CHAPTER 25 ♦ **MONEY, THE PRICE LEVEL, AND INFLATION** 589

What Is Money? 590

- Medium of Exchange 590
- Unit of Account 590
- Store of Value 591
- Money in the United States Today 591

Depository Institutions 593

- Types of Depository Institutions 593
- What Depository Institutions Do 593
- Economic Benefits Provided by Depository Institutions 594
- How Depository Institutions Are Regulated 594
- Financial Innovation 596

The Federal Reserve System 597

- The Structure of the Fed 597
- The Fed's Balance Sheet 598
- The Fed's Policy Tools 598

How Banks Create Money 600

- Creating Deposits by Making Loans 600
- The Money Creation Process 601
- The Money Multiplier 602

The Money Market 604

- The Influences on Money Holding 604
- The Demand for Money 605
- Shifts in the Demand for Money Curve 605
- Money Market Equilibrium 606

The Quantity Theory of Money 608

MATHEMATICAL NOTE

The Money Multiplier 612

■ ECONOMICS IN ACTION, 591, 596, 599, 602, 608

■ AT ISSUE, 595

■ ECONOMICS IN THE NEWS, 603, 610

CHAPTER 26 ♦ THE EXCHANGE RATE AND THE BALANCE OF PAYMENTS 619

- The Foreign Exchange Market 620
 - Trading Currencies 620
 - Exchange Rates 620
 - Questions About the U.S. Dollar Exchange Rate 620
 - An Exchange Rate Is a Price 620
 - The Demand for One Money Is the Supply of Another Money 621
 - Demand in the Foreign Exchange Market 621
 - Demand Curve for U.S. Dollars 622
 - Supply in the Foreign Exchange Market 623
 - Supply Curve for U.S. Dollars 623
 - Market Equilibrium 624
 - Changes in the Demand for U.S. Dollars 624
 - Changes in the Supply of U.S. Dollars 625
 - Changes in the Exchange Rate 626
- Arbitrage, Speculation, and Market Fundamentals 628
 - Arbitrage 628
 - Speculation 629
 - Market Fundamentals 630
- Exchange Rate Policy 631
 - Flexible Exchange Rate 631
 - Fixed Exchange Rate 631
 - Crawling Peg 632
- Financing International Trade 634
 - Balance of Payments Accounts 634
 - Borrowers and Lenders 636
 - The Global Loanable Funds Market 636
 - Debtors and Creditors 637
 - Is U.S. Borrowing for Consumption? 637
 - Current Account Balance 638
 - Net Exports 638
 - Where Is the Exchange Rate? 639
- ECONOMICS IN ACTION, 621, 627, 629, 632, 635, 639
- ECONOMICS IN THE NEWS, 640

PART EIGHT WRAP-UP ♦

- Understanding Macroeconomic Trends
 - Expanding the Frontier 647
- Talking with
 - Xavier Sala-i-Martin 648

PART 9 MACROECONOMIC FLUCTUATIONS 649

- ### CHAPTER 27 ♦ AGGREGATE SUPPLY AND AGGREGATE DEMAND 649
- Aggregate Supply 650
 - Quantity Supplied and Supply 650
 - Long-Run Aggregate Supply 650
 - Short-Run Aggregate Supply 651
 - Changes in Aggregate Supply 652
 - Aggregate Demand 654
 - The Aggregate Demand Curve 654
 - Changes in Aggregate Demand 655
 - Explaining Macroeconomic Trends and Fluctuations 658
 - Short-Run Macroeconomic Equilibrium 658
 - Long-Run Macroeconomic Equilibrium 658
 - Economic Growth and Inflation in the *AS-AD* Model 659
 - The Business Cycle in the *AS-AD* Model 660
 - Fluctuations in Aggregate Demand 662
 - Fluctuations in Aggregate Supply 663
 - Macroeconomic Schools of Thought 664
 - The Classical View 664
 - The Keynesian View 664
 - The Monetarist View 665
 - The Way Ahead 665
 - ECONOMICS IN ACTION, 656, 659, 660
 - ECONOMICS IN THE NEWS, 666

CHAPTER 28 ◆ **EXPENDITURE MULTIPLIERS** 673

- Fixed Prices and Expenditure Plans 674
 - Expenditure Plans 674
 - Consumption and Saving Plans 674
 - Marginal Propensities to Consume and Save 676
 - Slopes and Marginal Propensities 676
 - Consumption as a Function of Real GDP 677
 - Import Function 677
- Real GDP with a Fixed Price Level 678
 - Aggregate Planned Expenditure 678
 - Actual Expenditure, Planned Expenditure, and Real GDP 679
 - Equilibrium Expenditure 680
 - Convergence to Equilibrium 681
- The Multiplier 682
 - The Basic Idea of the Multiplier 682
 - The Multiplier Effect 682
 - Why Is the Multiplier Greater Than 1? 683
 - The Size of the Multiplier 683
 - The Multiplier and the Slope of the *AE* Curve 684
 - Imports and Income Taxes 685
 - The Multiplier Process 685
 - Business Cycle Turning Points 686
- The Multiplier and the Price Level 687
 - Adjusting Quantities and Prices 687
 - Aggregate Expenditure and Aggregate Demand 687
 - Deriving the Aggregate Demand Curve 687
 - Changes in Aggregate Expenditure and Aggregate Demand 688
 - Equilibrium Real GDP and the Price Level 689

MATHEMATICAL NOTE

The Algebra of the Keynesian Model 694

- ECONOMICS IN ACTION, 677, 686
- ECONOMICS IN THE NEWS, 692

CHAPTER 29 ◆ **THE BUSINESS CYCLE, INFLATION, AND DEFLATION** 703

- The Business Cycle 704
 - Mainstream Business Cycle Theory 704
 - Real Business Cycle Theory 705
- Inflation Cycles 709
 - Demand-Pull Inflation 709
 - Cost-Push Inflation 711
 - Expected Inflation 713
 - Forecasting Inflation 714
 - Inflation and the Business Cycle 714
- Deflation 715
 - What Causes Deflation? 715
 - What are the Consequences of Deflation? 717
 - How Can Deflation be Ended? 717
- The Phillips Curve 718
 - The Short-Run Phillips Curve 718
 - The Long-Run Phillips Curve 718

- ECONOMICS IN ACTION, 706, 716, 719
- ECONOMICS IN THE NEWS, 720

PART NINE WRAP-UP ◆

- Understanding Macroeconomic Fluctuations
 - Boom and Bust 727
- Talking with
 - Ricardo J. Caballero 728

PART TEN MACROECONOMIC POLICY 729

CHAPTER 30 ♦ FISCAL POLICY 729

- The Federal Budget 730
 - The Institutions and Laws 730
 - Highlights of the 2015 Budget 731
 - The Budget in Historical Perspective 732
 - Budget Balance and Debt 734
 - State and Local Budgets 736
- Supply-Side Effects of Fiscal Policy 737
 - Full Employment and Potential GDP 737
 - The Effects of the Income Tax 737
 - Taxes on Expenditure and the Tax Wedge 738
 - Taxes and the Incentive to Save and Invest 739
 - Tax Revenues and the Laffer Curve 741
 - The Supply-Side Debate 741
- Generational Effects of Fiscal Policy 742
 - Generational Accounting and Present Value 742
 - The Social Security Time Bomb 742
 - Generational Imbalance 743
 - International Debt 743
- Fiscal Stimulus 744
 - Automatic Fiscal Policy and Cyclical and Structural Budget Balances 744
 - Discretionary Fiscal Stimulus 747
- ECONOMICS IN ACTION, 736, 738, 746, 748
- AT ISSUE, 735
- ECONOMICS IN THE NEWS, 740, 750

CHAPTER 31 ♦ MONETARY POLICY 757

- Monetary Policy Objectives and Framework 758
 - Monetary Policy Objectives 758
 - Operational “Stable Prices” Goal 759
 - Operational “Maximum Employment” Goal 759
 - Responsibility for Monetary Policy 760
- The Conduct of Monetary Policy 760
 - The Monetary Policy Instrument 760
 - The Fed’s Decision-Making Strategy 761
- Monetary Policy Transmission 763
 - Quick Overview 763
 - Interest Rate Changes 763
 - Exchange Rate Fluctuations 764
 - Money and Bank Loans 765
 - The Long-Term Real Interest Rate 765
 - Expenditure Plans 765
 - The Change in Aggregate Demand, Real GDP, and the Price Level 766
 - The Fed Fights Recession 766
 - The Fed Fights Inflation 768
 - Loose Links and Long and Variable Lags 769
- Extraordinary Monetary Stimulus 772
 - The Key Elements of the Crisis 772
 - The Policy Actions 773
 - Persistently Slow Recovery 773
 - Policy Strategies and Clarity 775
- ECONOMICS IN ACTION, 762, 771, 775
- AT ISSUE, 774
- ECONOMICS IN THE NEWS, 770, 776

PART TEN WRAP-UP ♦

- Understanding Macroeconomic Policy
Tradeoffs and Free Lunches 783
- Talking with
Stephanie Schmitt-Grohé 784

This page intentionally left blank

The future is always uncertain. But at some times, and now is one such time, the range of possible near-future events is unusually large. Political tensions in the Middle East and Eastern Europe are one source of this uncertainty. But economic policy is another source. There is uncertainty about the way in which international trade policy will evolve as bilateral deals reshape the competitive landscape. There is uncertainty about exchange rate policy as currency fluctuations bring changes in international relative prices. There is extraordinary uncertainty about monetary policy with the Fed having quadrupled the quantity of bank reserves and continuing to delay the return of interest rates to levels considered normal. And there is uncertainty about fiscal policy as an ongoing federal budget deficit interacts with an aging population and rising healthcare costs to create a national debt time bomb.

In the years since the subprime mortgage crisis of August 2007 moved economics from the business report to the front page, a justified fall in confidence has gripped producers, consumers, financial institutions, and governments.

Even the idea that the market is an efficient allocation mechanism has come into question. Many thoughtful people worry about rising income inequality, and some political leaders called for the end of capitalism and the dawn of a new economic order in which tighter regulation reins in unfettered greed.

Rarely do teachers of economics have such a rich feast on which to draw. And rarely are the principles of economics more surely needed to provide the solid foundation on which to think about economic events and navigate the turbulence of economic life.

Although thinking like an economist can bring a clearer perspective to and deeper understanding of today's events, students don't find the economic way of thinking easy or natural. *Economics* seeks to put clarity and understanding in the grasp of the student with a careful and vivid exploration of the tension between self-interest and the social interest, the role and power of incentives—of opportunity cost and marginal benefit—and demonstrating the possibility that markets supplemented by other mechanisms might allocate resources efficiently.

Parkin students begin to think about issues the way real economists do and learn how to explore difficult policy problems and make more informed decisions in their own economic lives.

The Twelfth Edition Revision

Thoroughly updated, intuitive rather than technical, grounded in data and empirical evidence, extensively illustrated with well-chosen examples and photographs, enlivened with applications that focus on issues at play in today's world, focused on learning-by-doing, and seamlessly integrated with MyEconLab: These are the hallmarks of this twelfth edition of *Economics*.

This revision builds on the foundation of the previous edition and retains a thorough and careful presentation of the principles of economics, an emphasis on real-world examples and applications, the development of critical thinking skills, diagrams renowned for pedagogy and clarity, and path-breaking technology.

Highpoints of the Text Revision

This revision has many detailed changes and responses to reviewers, but its highpoints are a new feature and five content changes.

The new feature is a full-page end-of-chapter **worked problem**. As part of the chapter review, the student has an opportunity to work a multi-part problem that covers the core content of the chapter and consists of questions, solutions, and key figures. This new feature increases the incentive for the student to learn-by-doing and actively, rather than passively, review the chapter.

The five main content changes are in the coverage of

- Healthcare
- Externalities
- Financial markets
- The exchange rate
- Cycles, inflation, and deflation

Healthcare A reorganized and renamed Chapter 16, Public Choices, Public Goods, and Healthcare, opens with a new discussion of public choices and the political marketplace and the reasons why healthcare features so prominently in public choices. It presents a revealing pie chart of the allocation of government expenditures, one third of which is on healthcare programs. A new major section on the economics of healthcare describes the healthcare markets, the reasons why they fail, the alternative public choice solutions, the efficiency and equity issues they raise, and the U.S. and international experience. An *At Issue* box looks at Obamacare and one of its critics.

Externalities A reorganized Chapter 17 brings together all the material on externalities (both negative and positive). A major section on negative externalities describes and analyzes the problem of carbon emission and climate change and includes an account of the prisoners' dilemma that arises in coping with global externalities. The chapter includes an *Economics in the News* on the idea of lowering carbon emissions by generating more electricity from gas and less from coal and an *At Issue* on the carbon debate.

Financial Markets Chapter 24, Finance, Saving, and Investment, has an expanded section on the global financial crisis and its aftermath that describes the growth of household debt and house prices. The section on real and nominal interest rates is expanded and illustrated with data. The chapter now contains more on the magnitudes of the sources and uses of loanable funds. The section on loanable funds in the global economy is moved to the chapter on the exchange rate and balance of payments.

The Exchange Rate Chapter 26, The Exchange Rate and the Balance of Payments, contains a heavily revised section entitled Arbitrage, Speculation, and Market Fundamentals that explains the powerful forces that equilibrate the foreign exchange market in the short run and the long run. This section includes a discussion of the Big Mac index. An *Economics in the News* examines the forces at work leading to a strong dollar in the summer of 2014. The section on the global loanable funds market is now integrated into this chapter in the section on the balance of payments.

Cycles, Inflation, and Deflation Chapter 29, The Business Cycle, Inflation, and Deflation, is re-titled, reorganized, and amended. The business cycle material is moved to the beginning of the chapter and a new final section describes and explains the problem of deflation that has gripped Japan for most of the 1990s and the 2000s and is feared in Europe at the present time. Coverage of the Phillips curve is retained but condensed.

Many other chapters have been thoroughly reworked to achieve even greater clarity and to place greater emphasis on applications to current issues. And every chapter now contains a new opening vignette linked directly to an *Economics in the News*, an end-of-chapter problem, and online practice.

All the end-of-chapter *Economics in the News* articles have been updated, and the analysis of the news and the linked problems and applications have been appropriately revised.

Enhanced Pearson eText and New Interactive Features

MyEconLab with Enhanced eText combines digital resources that illuminate content with accessible self-assessment tools to provide students with a comprehensive learning experience—all in one place.

The Enhanced eText's digital resources include animations of figures that bring learning to life, interactive graph drawing exercises, problem solving tools, and news applications.

The results of all the activities in the Enhanced eText feed into the MyEconLab Adaptive Study Plan, which provides an exceptional adaptive learning experience uniquely tailored to the learning challenges of each individual student.

This powerful digital resource enables students to actively use the concepts they're reading about and, through learning-by-doing, achieve deeper understanding of the key economic principles.

Features to Enhance Teaching and Learning

The changes that I have described are adjustments to an already powerful teaching and learning package. Here, I briefly review the features retained from the previous edition.

Economics in the News

This Parkin hallmark helps students think like economists by connecting chapter tools and concepts to the world around them. In this new edition, *Economics in the News* comes in two formats. One format, as in the previous edition, presents a brief newsclip supplemented by data where needed, and then poses some questions and walks through the answers.

The other format of *Economics in the News* is a rebranding of what I called *Reading Between the Lines* in all the earlier editions. This feature, which appears at the end of every chapter (except the first), shows students how to apply the tools they have learned by analyzing an article from a newspaper or news Web site. The news article connects with the questions first raised in the chapter opener, and the analysis is reinforced with a related end-of-chapter problem.

Diagrams That Show the Action

Through the past eleven editions, this book has set the standard of clarity in its diagrams; the twelfth edition continues to uphold this tradition. My goal is to show “where the economic action is.” The diagrams in this book continue to generate an enormously positive response, which confirms my view that graphical

analysis is the most powerful tool available for teaching and learning economics at the principles level.

Because many students find graphs hard to work with, I have developed the entire art program with the study and review needs of the student in mind.

The diagrams feature

- Original curves consistently shown in blue
- Shifted curves, equilibrium points, and other important features highlighted in red
- Color-blended arrows to suggest movement
- Graphs paired with data tables
- Diagrams labeled with boxed notes
- Extended captions that make each diagram and its caption a self-contained object for study and review

At Issue

Eleven *At Issue* boxes, three of which are new, engage the student in debate and controversy. An *At Issue* box introduces an issue and then presents two opposing views. It leaves the matter unsettled so that the student and instructor can continue the argument in class and reach their own conclusions.

Economics in Action Boxes

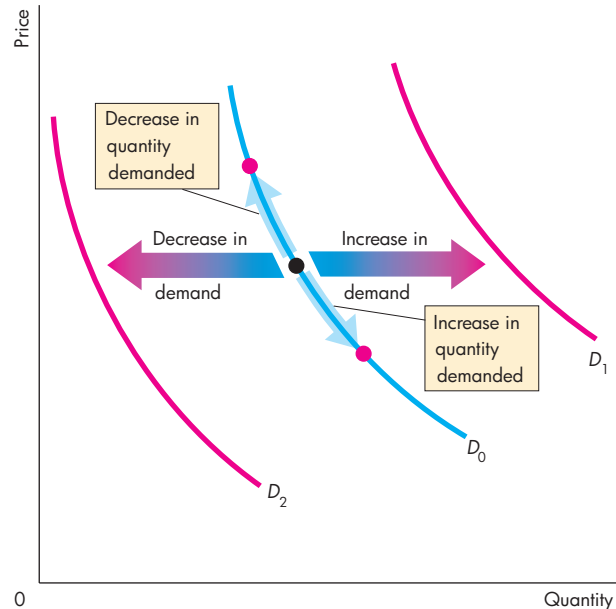
This feature uses boxes within the chapter to provide data and information that links models to real-world economic activity. Some of the issues covered in these boxes include the best affordable choice of recorded music, movies and DVDs; the cost of selling a pair of shoes; how Apple doesn't make the iPhone; opposing trends in air pollution and carbon concentration; structural unemployment in Michigan; how loanable funds fuel a home price bubble; and the size of the fiscal stimulus multipliers.

Chapter Openers

Each chapter opens with a student-friendly vignette that raises questions to motivate the student and focus the chapter. This chapter-opening story is woven into the main body of the chapter and is explored in the *Economics in the News* feature that ends each chapter.

Key Terms

Highlighted terms simplify the student's task of learning the vocabulary of economics. Each highlighted term appears in an end-of-chapter list with its page number, in an end-of-book glossary with its page number, boldfaced in the index, and in MyEconLab in the interactive glossary and the Flash Cards.



In-Text Review Quizzes

A review quiz at the end of each major section enables students to determine whether a topic needs further study before moving on. This feature includes a reference to the appropriate MyEconLab study plan and a new **Key Terms Quiz** to help students further test their understanding.

End-of-Chapter Study Material

Each chapter closes with a concise summary organized by major topics, a list of key terms with page references, a worked problem, and problems and applications. These learning tools provide students with a summary for review and exam preparation.

Interviews with Economists

Each part closes with an overview of the chapters and a teaser of an interview with a leading economist whose work correlates to what the student is learning. These interviews explore the education and research of these prominent economists and their advice for those who want to continue the study of economics. This edition has new interviews with Esther Duflo (MIT) and Raj Chetty (Harvard). The 65 past and present interviews I have conducted are available in full in MyEconLab.

For the Instructor

This book enables you to focus on the economic way of thinking and choose your own course structure in your principles course.

Focus on the Economic Way of Thinking

As an instructor, you know how hard it is to encourage a student to think like an economist. But that is your goal. Consistent with this goal, the text focuses on and repeatedly uses the central ideas: choice; tradeoff; opportunity cost; the margin; incentives; the gains from voluntary exchange; the forces of demand, supply, and equilibrium; the pursuit of economic rent; the tension between self-interest and the social interest; and the scope and limitations of government actions.

Flexible Structure

You have preferences for how you want to teach your course, and I've organized this book to enable you to choose your teaching path. The charts on pp. vi and vii illustrate the book's flexibility. By following the arrows through the charts you can select the path that best fits your preference for course structure. Whether you want to teach a traditional course that blends theory and policy, or one that takes a fast-track through either theory or policy issues, *Economics* gives you the choice.

Instructor's Supplemental Resources

The supplements for instructors are

- Test Item Files
- PowerPoint Resources
- Instructor's Manuals
- Solutions Manuals

Test Item Files Six separate Test Item Files—three for *Microeconomics* and three for *Macroeconomics*—with nearly 13,000 questions, provide multiple-choice, true/false, numerical, fill-in-the-blank, short-answer, and essay questions. Mark Rush reviewed and edited all the questions to ensure their clarity and consistency.

New questions were written by Svitlana Maksymenko of the University of Pittsburgh, James K. Self of the University of Indiana, Bloomington, Alexandra Nica of the University of Iowa, and Luke Armstrong of Lee College.

Questions follow the style and format of the end-of-chapter text problems. End-of-part tests contain integrative questions that cover all the chapters in

the part. News-based application questions are available for each chapter of the text.

Fully networkable and available for Windows® and Macintosh®, TestGen's graphical interface enables instructors to view the Test Item Files; edit and add questions; transfer questions to tests; and print different forms of tests. Tests can be formatted as in any word-processing document with varying fonts, styles, margins, headers, and footers. Search and sort features let the instructor quickly locate questions and arrange them in a preferred order. QuizMaster, working with your school's computer network, automatically grades exams, stores the results, and allows the instructor to view or print a variety of reports.

BlackBoard- and WebCT-ready conversions of the TestGen Test Item Files are available for download from www.pearsonhighered.com/irc.

PowerPoint Resources A set of full-color Microsoft® PowerPoint Presentations, created by Robin Bade, are available. Each chapter contains

- Lecture notes with all the textbook figures animated, tables from the textbook, and speaking notes from the Instructor's Manuals
- Large-scale versions of all the figures and tables in the textbook, animated for instructors to incorporate into their own slide shows
- A student version of the lecture notes with animated textbook figures

The presentations can be used electronically in the classroom or printed to create transparency masters.

Instructor's Manuals Instructor's Manuals, one for *Microeconomics* and one for *Macroeconomics*, integrate the teaching and learning resources and serve as a guide to all the supplements. Written by Laura A. Wolff of Southern Illinois University Edwardsville (microeconomics) and Russ McCullough of Ottawa University (macroeconomics), the Instructor's Manuals are available electronically from MyEconLab or the Instructor's Resource Center.

Each chapter contains an overview, a list of what's new in the twelfth edition, and ready-to-use lecture notes, which enable a new user of Parkin to walk into a classroom and deliver a polished lecture.

Solutions Manuals Comprehensive Solutions Manuals, one for *Microeconomics* and one for *Macroeconomics*, provide instructors with solutions to the Review Quizzes and the end-of-chapter Problems and Applications as well as additional problems and the solutions to these problems. Written by Mark Rush of the University of Florida and reviewed for accuracy by Jeannie Gillmore

of the University of Western Ontario, the Solutions Manuals are available electronically from MyEconLab or the Instructor Resource Center.

Getting Your Instructor's Resources

Instructor's Resource Center Instructors can download supplements from a secure, instructor-only source via the Pearson Higher Education Instructor Resource Center Web page, which is found at (www.pearsonhighered.com/irc).

MyEconLab

MyEconLab has been designed and refined with a single purpose in mind: to create those moments of understanding that transform the difficult into the clear and obvious. With comprehensive homework, quiz, test, activity, and tutorial options, instructors can manage all their assessment in one program.

- All of the Review Quiz questions and end-of-chapter Problems and Applications were recreated as assignable auto-graded exercises with targeted feedback and related “Help-me-solve-this” tools by Robin Bade, Jeannie Gillmore of the University of Western Ontario, and Sharmistha Nag of Fairleigh Dickinson University, and were reviewed for accuracy by Trevor Collier of the University of Dayton.
- All of the Review Quiz questions and end-of-chapter Problems and Applications are assignable and automatically graded in MyEconLab.
- All of the Review Quiz questions and end-of-chapter Study Plan Problems and Applications are available for students to work in the Adaptive Study Plan.
- All the end-of-chapter Additional Problems and Applications are not available to students in MyEconLab unless assigned by the instructor.
- Many of the problems and applications are algorithmic, draw-graph, and numerical exercises.
- Problems and applications that use real-time data continuously update.
- All *Economics in the News* and Test Item questions are available for instructors to assign as test, quiz, or homework.
- Custom Exercise Builder enables instructors to create their own problems for assignment.
- Gradebook records each student's performance and time spent on the Tests and Study Plan and generates reports by student or by chapter.

Features of the Enhanced eText

The features of the enhanced eText are

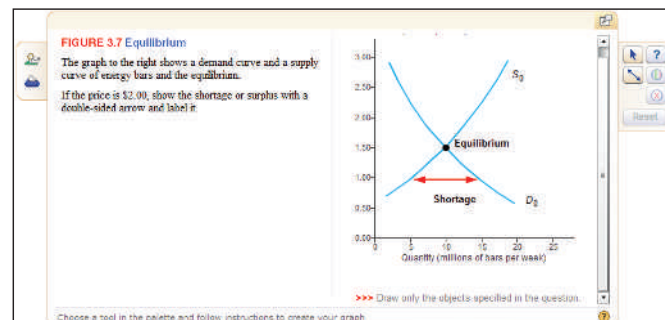
- Embedded MyEconLab study plan and assessment
- Figure animations
- Interactive graph-drawing exercises
- More *Economics in the News*
- Worked problems
- Automatic real-time updating
- Key terms quizzes

Embedded MyEconLab Study Plan and Assessment

Every Review Quiz question and Study Plan Problem and Application in the enhanced eText can be worked by the student directly from the eText page on which it occurs and receive instant targeted feedback. These exercises are auto-graded and feed into MyEconLab's Adaptive Study Plan, where students receive recommendations based upon their performance. Study Plan links provide opportunities for more practice with exercises similar to those in the eText and give targeted feedback to guide the student in answering the exercises.

Figure Animations Every textbook figure can be worked through using a step-by-step animation, with audio, to help students learn the intuition behind reading and interpreting graphs. These animations may be used for review, or as an instructional aid in the classroom.

Interactive Draw Graph Exercises For each major figure, a graph-drawing exercise accompanies the step-by-step animation. The student builds and interprets the key diagrams and develops understanding by working a multiple-choice question about the figure. Each Draw Graph exercise is auto-graded and feeds into MyEconLab's Adaptive Study Plan.



More Economics in the News Each in-text *Economics in the News* is reinforced through an extended application of the same analysis. More *Economics in the News* problems are auto-graded and feed into MyEconLab's Adaptive Study Plan.

Worked Problem Each chapter concludes with a Worked Problem that consists of questions, solutions, and a key figure. These problems can be worked in the enhanced eText directly from the Worked Problem page. As the student works through each problem, feedback and just-in-time learning aids help the student develop proficiency with the concept.

Automatic Real-Time Updating Figures labeled *MyEconLab Real-Time Data* update using the most recent data available from the FRED database maintained by the Federal Reserve Bank of St. Louis.

Key Terms Quiz Key Terms Quiz links provide opportunities for students to check their knowledge of the definitions and uses of the key terms.

Other MyEconLab Features


Adaptive Learning Study Plan Adaptive Learning Study Plan is powered by a sophisticated learning engine that tailors assessment material to the unique needs of each student. The Adaptive Learning Study Plan monitors the student's performance on homework, quizzes, and tests and continuously makes recommendations based on that performance.


If a student is struggling with a concept such as supply and demand, or having trouble calculating a price elasticity of demand, the Adaptive Learning Study Plan provides customized remediation activities—a pathway based on personal proficiencies, the number of attempts, or the difficulty of the questions—to get the student back on track. Students will also receive recommendations for additional practice in the form of rich multimedia learning aids such as videos, an interactive eText, Help Me Solve This tutorials, and graphing tools.

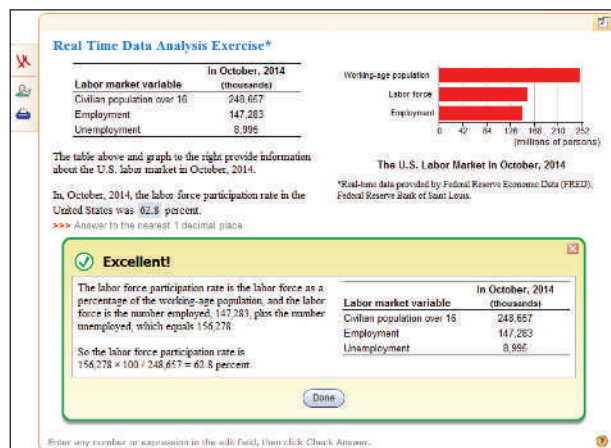
The Adaptive Learning Study Plan can extrapolate a student's future trouble spots and provide learning material and practice to avoid pitfalls. In addition, students who are showing a high degree of success with the assessment material are offered a chance to work on future topics based on the professor's course coverage preferences. This personalized and adaptive feedback and support ensures that your students are optimizing their current and future course work and mastering the concepts, rather than just memorizing and guessing answers.

Dynamic Study Modules The Dynamic Study Modules in MyEconLab engage the student in learning activities, continuously monitor and assess performance in real time, and by analyzing the data, personalize content to reinforce concepts that target each student's strengths and weaknesses. Instructors well-know that not every student learns the same way and at the same rate. And now, thanks to the advances in adaptive learning technology embedded in the Dynamic Study Modules, it is no longer necessary to teach as if they do.

Dynamic Study Modules can be set as homework and the results received right in the gradebook. And, because your students are always on the go, Dynamic Study Modules can be accessed from any computer, tablet, or smartphone.

Real-Time Data Analysis Exercises  Easy to assign and automatically graded, Real-Time Data Analysis exercises communicate directly with the Federal Reserve Bank of St. Louis's FRED site, so every time FRED posts new data, students can see the most recent data. As a result, Real-Time Data Analysis exercises offer a no-fuss solution for instructors who want to make the most recent data a central part of their macro course.

End-of-chapter exercises accompanied by the Real-Time Data Analysis icon  include Real-Time Data versions in MyEconLab. Select in-text figures, labeled Real-time data, update in the eText using FRED data.



Real Time Data Analysis Exercise*

Labor market variable	In October, 2014 (thousands)
Civilian population over 16	249,657
Employment	147,283
Unemployment	8,996

Working-age population
Labor force
Employment

The table above and graph to the right provide information about the U.S. labor market in October, 2014.

In October, 2014, the labor force participation rate in the United States was 62.8 percent.

*** Answer to the nearest 1 decimal place.

Excellent!

The labor force participation rate is the labor force as a percentage of the working-age population, and the labor force is the number employed, 147,283, plus the number unemployed, which equals 156,278.

So the labor force participation rate is $156,278 \div 249,657 = 62.8$ percent.

Labor market variable In October, 2014 (thousands)

Civilian population over 16	249,657
Employment	147,283
Unemployment	8,996

*Real-time data provided by Federal Reserve Economic Data (FRED), Federal Reserve Bank of Saint Louis.

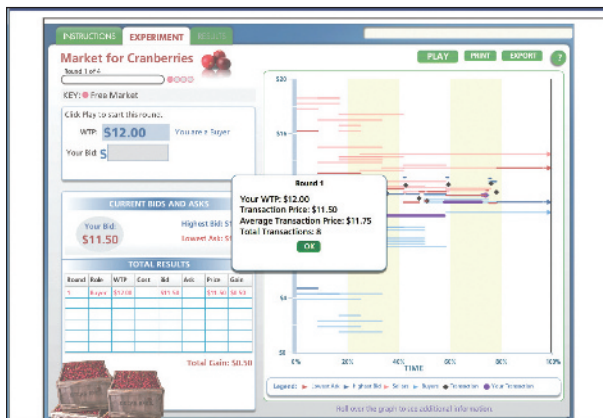
Please enter any number or expression in the edit field, then click Check Answer.

Economics in the News *Economics in the News* is a turn-key solution to bringing daily news into the classroom. Updated daily during the academic year, we upload two relevant articles (one micro, one macro) and provide questions that may be assigned for homework or for classroom discussion.

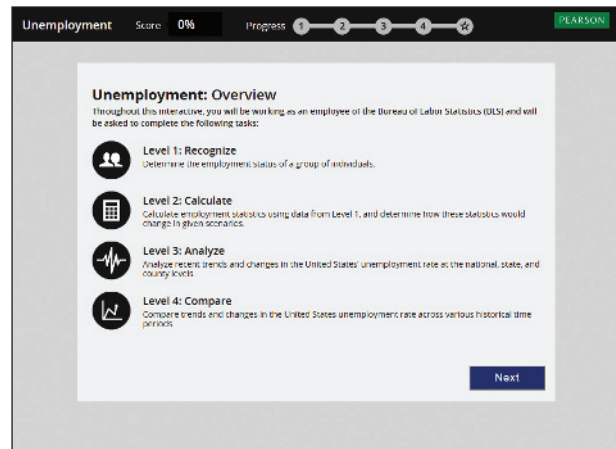
Current News Each week during the academic year, we upload multi-part microeconomic and macroeconomic exercises, with links to relevant articles, into the MyEconLab assignment manager. These enable instructors to bring current issues and events into the course with easy-to-assign and auto-graded exercises.

Experiments in MyEconLab Experiments are a fun and engaging way to promote active learning and mastery of major economic concepts. Pearson's Experiments program is flexible and easy for instructors to assign and students to use.

- Available experiments cover a competitive market, price floors, price ceilings, taxes, price controls, public goods, and a lemons market.
- Single-player experiments, available to assign, allow your students to play against virtual players from anywhere at any time as long as they have an Internet connection.
- Multi-player experiments allow you to assign and manage a real-time experiment with your class.
- Experiments can be assigned in MyEconLab as homework integrated with pre-questions and post-questions.
- Experiments are auto-graded using algorithms that objectively evaluate a student's economic gain and performance during the experiment.



Digital Interactives Digital Interactives immerse the student in an activity that leads to the discovery of a fundamental economic idea or principle. Digital Interactives are designed for use in traditional, online, and hybrid courses, and many incorporate real-time data, as well as data display and analysis tools. A Digital Interactive can be presented in class as a visually stimulating, engaging lecture tool, and can be assigned with assessment questions for grading.



Learning Catalytics MyLab & Mastering with eText now provides Learning Catalytics, a web-based system for managing the interactive classroom that uses students' smartphones, tablets, or laptops to support the peer-instruction teaching method. Instructors can pose a variety of open-ended questions that help students develop critical thinking skills. Real-time monitoring of responses provides data on what students are struggling with and enables instructors to adjust their strategy and try other ways of engaging the students during class. Instructors can also manage student interactions and automatically group students for discussion and teamwork.

AACSB and Learning Outcomes All end-of-chapter and Test Item File questions are tagged in two ways: to AACSB standards and to discipline-specific Learning Outcomes. These two separate tagging systems allow professors to build assessments around desired departmental and course outcomes and track results in MyEconLab's gradebook.

Office Hours Students and instructors can consult the authors using the "Office Hours" links in MyEconLab. The link for students is in Chapter Resources and for Instructors it is in Instructor Resources/Instructor Tools.

Reporting Dashboard View, analyze, and report learning outcomes clearly and easily, and get the information you need to keep your students on track throughout the course, with the new Reporting Dashboard. Available via the Gradebook and fully mobile-ready, the Reporting Dashboard presents student performance data at the class, section, and program levels in an accessible, visual manner.

Acknowledgments

I thank my current and former colleagues and friends at the University of Western Ontario who have taught me so much. They are Jim Davies, Jeremy Greenwood, Ig Horstmann, Peter Howitt, Greg Huffman, David Laidler, Phil Reny, Chris Robinson, John Whalley, and Ron Wonnacott. I also thank Doug McTaggart and Christopher Findlay, co-authors of the Australian edition, and Melanie Powell and Kent Matthews, co-authors of the European edition. Suggestions arising from their adaptations of earlier editions have been helpful to me in preparing this edition.

I thank Rebecca Stein for her thoughtful suggestions and constructive criticism that brought the extensive revision to my treatment of healthcare, public goods, and externalities; Yoram Bauman for careful and helpful reviews of my new coverage of environmental externalities; and Sameh Ajlouni of Yarmouk University for spotting an embarrassing error.

I thank the several thousand students whom I have been privileged to teach. The instant response that comes from the look of puzzlement or enlightenment has taught me how to teach economics.

It is a special joy to thank the many outstanding editors, media specialists, and others at Pearson who contributed to the concerted publishing effort that brought this edition to completion. Denise Clinton, Digital Editor, has played a major role in the evolution of this text since its third edition, and her insights and ideas can still be found in this new edition. Donna Battista, Vice President, Business Publishing, is hugely inspiring and has provided overall direction to the project.

As ever, Adrienne D'Ambrosio, Executive Acquisitions Editor for Economics and my sponsoring editor, played a major role in shaping this revision and the many outstanding supplements that accompany it. Adrienne brings intelligence and insight to her work and is the unchallengeable pre-eminent economics editor. Sarah Dumouchelle, Project Manager, oversaw the production and design process, coordinated the photo research program, and worked with rights and permissions advisors. Andra Skaalrud, Supplements Project Manager, managed our immense supplements program. Nancy Freihofer, Program Manager, provided a steady hand throughout the revision process and helped develop the cover.

Digital Content Team Lead Noel Lotz managed a complex and thorough reviewing process for the content of MyEconLab; and Melissa Honig, Digital

Studio Project Manager, ensured that all our media assets were correctly assembled.

Lori DeShazo, Executive Field Marketing Manager, and Alison Haskins, Senior Product Marketing Manager, provided inspired marketing strategy and direction. Jonathan Boylan designed the cover and package and yet again surpassed the challenge of ensuring that we meet the highest design standards.

Catherine Baum provided a careful, consistent, and intelligent copy edit and accuracy check. And Heather Johnson with the other members of an outstanding editorial and production team at Integra-Chicago kept the project on track on an impossibly tight schedule.

I thank all of these wonderful people. It has been inspiring to work with them and to share in creating what I believe is a truly outstanding educational tool.

I thank our talented twelfth edition supplements authors and contributors—Luke Armstrong, Svitlana Maksymenko, Russ McCullough, Alexandra Nica, Jim Self, Laurie Wolff, Jeannie Gillmore, and Sharmistha Nag.

I especially thank Mark Rush, who yet again played a crucial role in creating another edition of this text and package. Mark has been a constant source of good advice and good humor.

I thank the many exceptional reviewers who have shared their insights through the various editions of this book. Their contribution has been invaluable.

I thank the people who work directly with me. Jeannie Gillmore provided outstanding research assistance on many topics, including the *Economics in the News* news articles. Richard Parkin created the electronic art files and offered many ideas that improved the figures in this book. Robin Bade managed an ever-growing and ever more complex MyEconLab database. And Sharmistha Nag has helped me to create *Economics in the News*, Real-Time Data Analysis questions, and Draw Graph exercises.

As with the previous editions, this one owes an enormous debt to Robin Bade. I dedicate this book to her and again thank her for her work. I could not have written this book without the tireless and selfless help she has given me. My thanks to her are unbounded.

Classroom experience will test the value of this book. I would appreciate hearing from instructors and students about how I can continue to improve it in future editions.

Michael Parkin
London, Ontario, Canada
michael.parkin@uwo.ca


Reviewers

- Eric Abrams**, Hawaii Pacific University
Christopher Adams, Federal Trade Commission
John T. Addison, University of South Carolina
Tajudeen Adenekan, Bronx Community College
Syed Ahmed, Cameron University
Frank Albritton, Seminole Community College
Milton Alderfer, Miami-Dade Community College
William Aldridge, Shelton State Community College
Donald L. Alexander, Western Michigan University
Terence Alexander, Iowa State University
Stuart Allen, University of North Carolina, Greensboro
Sam Allgood, University of Nebraska, Lincoln
Neil Alper, Northeastern University
Alan Anderson, Fordham University
Lisa R. Anderson, College of William and Mary
Jeff Ankrom, Wittenberg University
Fatma Antar, Manchester Community Technical College
Kofi Apraku, University of North Carolina, Asheville
John Atkins, University of West Florida
Moshen Bahmani-Oskooee, University of Wisconsin, Milwaukee
Donald Balch, University of South Carolina
Mehmet Balcilar, Wayne State University
Paul Ballantyne, University of Colorado
Sue Bartlett, University of South Florida
Jose Juan Bautista, Xavier University of Louisiana
Klaus Becker, Texas Tech University
Valerie R. Bencivenga, University of Texas, Austin
Ben Bernanke, Chairman of Federal Reserve
Radha Bhattacharya, California State University, Fullerton
Margot Biery, Tarrant County College, South
John Bittorowitz, Ball State University
David Black, University of Toledo
Kelly Blanchard, Purdue University
S. Brock Blomberg, Claremont McKenna College
William T. Bogart, Case Western Reserve University
Giacomo Bonanno, University of California, Davis
Tan Khay Boon, Nanyard Technological University
Sunne Brandmeyer, University of South Florida
Audie Brewton, Northeastern Illinois University
Baird Brock, Central Missouri State University
Byron Brown, Michigan State University
Imam Bulbul, University of Miami
Jeffrey Buser, Columbus State Community College
Alison Butler, Florida International University
Colleen Callahan, American University
Tania Carbiener, Southern Methodist University
Kevin Carey, American University
Scott Carrell, University of California at Davis
Kathleen A. Carroll, University of Maryland, Baltimore County
Michael Carter, University of Massachusetts, Lowell
Edward Castronova, California State University, Fullerton
Francis Chan, Fullerton College
Ming Chang, Dartmouth College
Subir Chakrabarti, Indiana University-Purdue University
Joni Charles, Texas State University
Adhip Chaudhuri, Georgetown University
Gopal Chengalath, Texas Tech University
Daniel Christiansen, Albion College
Kenneth Christianson, Binghamton University
John J. Clark, Community College of Allegheny County, Allegheny Campus
Cindy Clement, University of Maryland
Meredith Clement, Dartmouth College
Michael B. Cohn, U. S. Merchant Marine Academy
Robert Collinge, University of Texas, San Antonio
Carol Condon, Kean University
Doug Conway, Mesa Community College
Larry Cook, University of Toledo
Bobby Corcoran, retired, Middle Tennessee State University
Kevin Cotter, Wayne State University
James Peery Cover, University of Alabama, Tuscaloosa
Erik Craft, University of Richmond
Eleanor D. Craig, University of Delaware
Jim Craven, Clark College
Jeremy Cripps, American University of Kuwait
Elizabeth Crowell, University of Michigan, Dearborn
Stephen Cullenberg, University of California, Riverside
David Culp, Slippery Rock University
Norman V. Cure, Macomb Community College
Dan Dabney, University of Texas, Austin
Andrew Dane, Angelo State University
James D'Angelo, University of Cincinnati
Joseph Daniels, Marquette University
Gregory DeFreitas, Hofstra University
David Denslow, University of Florida
Shatakshee Dhongde, Rochester Institute of Technology
Mark Dickie, University of Central Florida
James Dietz, California State University, Fullerton
Carol Dole, State University of West Georgia
Ronald Dorf, Inver Hills Community College
John Dorsey, University of Maryland, College Park
Eric Drabkin, Hawaii Pacific University
Amrik Singh Dua, Mt. San Antonio College
Thomas Duchesneau, University of Maine, Orono
Lucia Dunn, Ohio State University
Donald Dutkowsky, Syracuse University
John Edgren, Eastern Michigan University
David J. Eger, Alpena Community College
Harold W. Elder, University of Alabama

- Harry Ellis, Jr.**, University of North Texas
Ibrahim Elsaify, Goldey-Beacom College
Kenneth G. Elzinga, University of Virginia
Patrick Emerson, Oregon State University
Tisha Emerson, Baylor University
Monica Escaleras, Florida Atlantic University
Antonina Espiritu, Hawaii Pacific University
Gwen Eudey, University of Pennsylvania
Barry Falk, Iowa State University
M. Fazeli, Hofstra University
Philip Fincher, Louisiana Tech University
F. Firoozi, University of Texas, San Antonio
Nancy Folbre, University of Massachusetts, Amherst
Kenneth Fong, Temasek Polytechnic (Singapore)
Steven Francis, Holy Cross College
David Franck, University of North Carolina, Charlotte
Mark Frank, Sam Houston State University
Roger Frantz, San Diego State University
Mark Frascatore, Clarkson University
Alwyn Fraser, Atlantic Union College
Connel Fullenkamp, Duke University
Marc Fusaro, East Carolina University
James Gale, Michigan Technological University
Susan Gale, New York University
Roy Gardner, Indiana University
Eugene Gentzel, Pensacola Junior College
Kirk Gifford, Brigham Young University-Idaho
Scott Gilbert, Southern Illinois University, Carbondale
Andrew Gill, California State University, Fullerton
Robert Giller, Virginia Polytechnic Institute and State University
Robert Gillette, University of Kentucky
James N. Giordano, Villanova University
Maria Giuli, Diablo College
Susan Glanz, St. John's University
Robert Gordon, San Diego State University
Richard Gosselin, Houston Community College
John Graham, Rutgers University
John Griffen, Worcester Polytechnic Institute
Wayne Grove, Syracuse University
Robert Guell, Indiana State University
William Gunther, University of Southern Mississippi
Jamie Haag, Pacific University, Oregon
Gail Heyne Hafer, Lindenwood University
Rik W. Hafer, Southern Illinois University, Edwardsville
Daniel Hagen, Western Washington University
David R. Hakes, University of Northern Iowa
Craig Hakkio, Federal Reserve Bank, Kansas City
Bridget Gleeson Hanna, Rochester Institute of Technology
Ann Hansen, Westminster College
Seid Hassan, Murray State University
Jonathan Haughton, Suffolk University
Randall Haydon, Wichita State University
Denise Hazlett, Whitman College
Julia Heath, University of Memphis
Jac Heckelman, Wake Forest University
Jolien A. Helsel, Kent State University
James Henderson, Baylor University
Doug Herman, Georgetown University
Jill Boylston Herndon, University of Florida
Gus Herring, Brookhaven College
John Herrmann, Rutgers University
John M. Hill, Delgado Community College
Jonathan Hill, Florida International University
Lewis Hill, Texas Tech University
Steve Hoagland, University of Akron
Tom Hoerger, Fellow, Research Triangle Institute
Calvin Hoerneman, Delta College
George Hoffer, Virginia Commonwealth University
Dennis L. Hoffman, Arizona State University
Paul Hohenberg, Rensselaer Polytechnic Institute
Jim H. Holcomb, University of Texas, El Paso
Robert Holland, Purdue University
Harry Holzer, Georgetown University
Linda Hooks, Washington and Lee University
Gary Hoover, University of Alabama
Jim Horner, Cameron University
Djehane Hosni, University of Central Florida
Harold Hotelling, Jr., Lawrence Technical University
Calvin Hoy, County College of Morris
Ing-Wei Huang, Assumption University, Thailand
Julie Hunsaker, Wayne State University
Beth Ingram, University of Iowa
Jayvanth Ishwaran, Stephen F. Austin State University
Michael Jacobs, Lehman College
S. Hussain Ali Jafri, Tarleton State University
Dennis Jansen, Texas A&M University
Andrea Jao, University of Pennsylvania
Barbara John, University of Dayton
Barry Jones, Binghamton University
Garrett Jones, Southern Florida University
Frederick Jungman, Northwestern Oklahoma State University
Paul Junk, University of Minnesota, Duluth
Leo Kahane, California State University, Hayward
Veronica Kalich, Baldwin-Wallace College
John Kane, State University of New York, Oswego
Eungmin Kang, St. Cloud State University
Arthur Kartman, San Diego State University
Theresa Kauffman, Chattahoochee Technical College
Gurmit Kaur, Universiti Teknologi (Malaysia)
Louise Keely, University of Wisconsin, Madison
Manfred W. Keil, Claremont McKenna College
Elizabeth Sawyer Kelly, University of Wisconsin, Madison
Rose Kilburn, Modesto Junior College
Amanda King, Georgia Southern University

- John King**, Georgia Southern University
Robert Kirk, Indiana University-Purdue University,
Indianapolis
Norman Kleinberg, City University of New York, Baruch
College
Robert Kleinhenz, California State University, Fullerton
John Krantz, University of Utah
Joseph Kreitzer, University of St. Thomas
Patricia Kuzyk, Washington State University
David Lages, Southwest Missouri State University
W. J. Lane, University of New Orleans
Leonard Lardaro, University of Rhode Island
Kathryn Larson, Elon College
Luther D. Lawson, University of North Carolina, Wilmington
Elroy M. Leach, Chicago State University
Jim Lee, Texas A & M, Corpus Christi
Sang Lee, Southeastern Louisiana University
Robert Lemke, Florida International University
Mary Lesser, Iona College
Philip K. Letting, Harrisburg Area Community College
Jay Levin, Wayne State University
Arik Levinson, University of Wisconsin, Madison
Tony Lima, California State University, Hayward
William Lord, University of Maryland, Baltimore County
Nancy Lutz, Virginia Polytechnic Institute and State
University
Brian Lynch, Lakeland Community College
Murugappa Madhavan, San Diego State University
K. T. Magnusson, Salt Lake Community College
Mark Maier, Glendale Community College
Svitlana Maksymenko, University of Pittsburgh
Jean Mangan, Staffordshire University Business School
Denton Marks, University of Wisconsin, Whitewater
Michael Marlow, California Polytechnic State University
Akbar Marvasti, University of Houston
Wolfgang Mayer, University of Cincinnati
John McArthur, Wofford College
Katherine McClain, University of Georgia
Amy McCormick, Mary Baldwin College
Russ McCullough, Iowa State University
Catherine McDevitt, Central Michigan University
Gerald McDougall, Wichita State University
Stephen McGary, Brigham Young University-Idaho
Richard D. McGrath, Armstrong Atlantic State University
Richard McIntyre, University of Rhode Island
John McLeod, Georgia Institute of Technology
Mark McLeod, Virginia Polytechnic Institute and State
University
B. Starr McMullen, Oregon State University
Sandra McPherson, Millersville University
Mary Ruth McRae, Appalachian State University
Kimberly Merritt, Cameron University
Charles Meyer, Iowa State University
Peter Mieszkowski, Rice University
John Mijares, University of North Carolina, Asheville
Richard A. Miller, Wesleyan University
Judith W. Mills, Southern Connecticut State University
Glen Mitchell, Nassau Community College
Jeannette C. Mitchell, Rochester Institute of Technology
Bagher Modjtahedi, University of California, Davis
Michael A. Mogavero, University of Notre Dame
Khan Mohabbat, Northern Illinois University
Shahruz Mohtadi, Suffolk University
Barbara Moore, University of Central Florida
W. Douglas Morgan, University of California, Santa Barbara
William Morgan, University of Wyoming
James Morley, Washington University in St. Louis
William Mosher, Clark University
Joanne Moss, San Francisco State University
Nivedita Mukherji, Oakland University
Francis Mummery, Fullerton College
Edward Murphy, Southwest Texas State University
Kevin J. Murphy, Oakland University
Kathryn Nantz, Fairfield University
William S. Neilson, Texas A&M University
Paul Nelson, University of Louisiana, Monroe
Bart C. Nemmers, University of Nebraska, Lincoln
Alexandra Nica, University of Iowa
Melinda Nish, Orange Coast College
Anthony O'Brien, Lehigh University
Norman Obst, Michigan State University
Constantin Ogloblin, Georgia Southern University
Neal Olitsky, University of Massachusetts, Dartmouth
Mary Olson, Tulane University
Terry Olson, Truman State University
James B. O'Neill, University of Delaware
Farley Ordozensky, University of the Pacific
Z. Edward O'Relley, North Dakota State University
Donald Oswald, California State University, Bakersfield
Jan Palmer, Ohio University
Michael Palumbo, Chief, Federal Reserve Board
Chris Papageorgiou, Louisiana State University
G. Hossein Parandvash, Western Oregon State College
Randall Parker, East Carolina University
Robert Parks, Washington University
David Pate, St. John Fisher College
James E. Payne, Illinois State University
Donald Pearson, Eastern Michigan University
Steven Peterson, University of Idaho
Mary Anne Pettit, Southern Illinois University, Edwardsville
William A. Phillips, University of Southern Maine
Dennis Placone, Clemson University
Charles Plot, California Institute of Technology, Pasadena
Mannie Poen, Houston Community College

- Kathleen Possai**, Wayne State University
Ulrika Praski-Stahlgren, University College in Gavle-Sandviken, Sweden
Edward Price, Oklahoma State University
Rula Qalyoubi, University of Wisconsin, Eau Claire
K. A. Quartey, Talladega College
Herman Quirnbach, Iowa State University
Jeffrey R. Racine, University of South Florida
Ramkishan Rajan, George Mason University
Peter Rangazas, Indiana University-Purdue University, Indianapolis
Vaman Rao, Western Illinois University
Laura Razzolini, University of Mississippi
Rob Rebelein, University of Cincinnati
J. David Reed, Bowling Green State University
Robert H. Renshaw, Northern Illinois University
Javier Reyes, University of Arkansas
Jeff Reynolds, Northern Illinois University
Rupert Rhodd, Florida Atlantic University
W. Gregory Rhodus, Bentley College
Jennifer Rice, Indiana University, Bloomington
John Robertson, Paducah Community College
Malcolm Robinson, University of North Carolina, Greensboro
Richard Roehl, University of Michigan, Dearborn
Carol Rogers, Georgetown University
William Rogers, University of Northern Colorado
Thomas Romans, State University of New York, Buffalo
David R. Ross, Bryn Mawr College
Thomas Ross, Baldwin Wallace College
Robert J. Rossana, Wayne State University
Jeffrey Rous, University of North Texas
Rochelle Ruffer, Youngstown State University
John Ruggiero, University of Daytona
Mark Rush, University of Florida
Allen R. Sanderson, University of Chicago
Gary Santoni, Ball State University
Jeffrey Sarbaum, University of North Carolina at Chapel Hill
John Saussy, Harrisburg Area Community College
Don Schlagenhauf, Florida State University
David Schlow, Pennsylvania State University
Paul Schmitt, St. Clair County Community College
Jeremy Schwartz, Hampden-Sydney College
Martin Sefton, University of Nottingham
James K. Self, Indiana University
Esther-Mirjam Sent, University of Notre Dame
Rod Shadbegian, University of Massachusetts, Dartmouth
Neil Sheflin, Rutgers University
Gerald Shilling, Eastfield College
Dorothy R. Siden, Salem State College
Mark Siegler, California State University at Sacramento
Scott Simkins, North Carolina Agricultural and Technical State University
Jacek Siry, University of Georgia
Chuck Skoro, Boise State University
Phil Smith, DeKalb College
William Doyle Smith, University of Texas, El Paso
Sarah Stafford, College of William and Mary
Rebecca Stein, University of Pennsylvania
Frank Steindl, Oklahoma State University
Jeffrey Stewart, New York University
Rayna Stocheva, University of Miami
Allan Stone, Southwest Missouri State University
Courtenay Stone, Ball State University
Paul Storer, Western Washington University
Richard W. Stratton, University of Akron
Mark Strazicich, Ohio State University, Newark
Michael Stroup, Stephen F. Austin State University
Robert Stuart, Rutgers University
Della Lee Sue, Marist College
Abdulhamid Sukar, Cameron University
Terry Sutton, Southeast Missouri State University
Gilbert Suzawa, University of Rhode Island
David Swaine, Andrews University
Jason Taylor, Central Michigan University
Mark Thoma, University of Oregon
Janet Thomas, Bentley College
Kiril Tochkov, SUNY at Binghamton
Kay Unger, University of Montana
Anthony Uremovic, Joliet Junior College
David Vaughn, City University, Washington
Don Waldman, Colgate University
Francis Wambalaba, Portland State University
Sasiwimon Warunsiri, University of Colorado at Boulder
Rob Wassmer, California State University, Sacramento
Paul A. Weinstein, University of Maryland, College Park
Lee Weissert, St. Vincent College
Robert Whaples, Wake Forest University
David Wharton, Washington College
Mark Wheeler, Western Michigan University
Charles H. Whiteman, University of Iowa
Sandra Williamson, University of Pittsburgh
Brenda Wilson, Brookhaven Community College
Larry Wimmer, Brigham Young University
Mark Witte, Northwestern University
Willard E. Witte, Indiana University
Mark Wohar, University of Nebraska, Omaha
Laura Wolff, Southern Illinois University, Edwardsville
Cheonsik Woo, Vice President, Korea Development Institute
Douglas Wooley, Radford University
Arthur G. Woolf, University of Vermont
John T. Young, Riverside Community College
Michael Youngblood, Rock Valley College
Peter Zaleski, Villanova University
Jason Zimmerman, South Dakota State University
David Zucker, Martha Stewart Living Omnimedia

Supplements Authors

Luke Armstrong, Lee College

Sue Bartlett, University of South Florida

Kelly Blanchard, Purdue University

James Cobbe, Florida State University

Carol Dole, Jacksonville University

Karen Gebhardt, Colorado State University

John Graham, Rutgers University

Jill Herndon, University of Florida

Gary Hoover, University of Alabama

Patricia Kuzyk, Washington State University

Sang Lee, Southeastern Louisiana University

Svitlana Maksymenko, University of Pittsburgh

Robert Martel, University of Connecticut

Katherine McClain, University of Georgia

Russ McCullough, Iowa State University

Barbara Moore, University of Central Florida

James Morley, Washington University in St. Louis

William Mosher, Clark University

Alexandra Nica, University of Iowa

Constantin Ogloblin, Georgia Southern University

Edward Price, Oklahoma State University

Mark Rush, University of Florida

James K. Self, University of Indiana, Bloomington

Rebecca Stein, University of Pennsylvania

Michael Stroup, Stephen F. Austin State University

Della Lee Sue, Marist College

Nora Underwood, University of Central Florida

Laura A. Wolff, Southern Illinois University, Edwardsville

This page intentionally left blank



PART ONE INTRODUCTION

1 WHAT IS ECONOMICS?

After studying this chapter, you will be able to:


- ◆ Define economics and distinguish between microeconomics and macroeconomics
- ◆ Explain the two big questions of economics
- ◆ Explain the key ideas that define the economic way of thinking
- ◆ Explain how economists go about their work as social scientists and policy advisers

Is economics about money: How people make it and spend it? Is it about business, government, and jobs? Is it about why some people and some nations are rich and others poor? Economics is about all these things. But its core is the study of *choices* and their *consequences*.

Your life will be shaped by the choices that you make and the challenges that you face. To face those challenges and seize the opportunities they present, you must understand the powerful forces at play. The economics that you're about to learn will become your most reliable guide. This chapter gets you started by describing the questions that economists try to answer and looking at how economists think as they search for the answers.

Definition of Economics

A fundamental fact dominates our lives: We want more than we can get. Our inability to get everything we want is called **scarcity**. Scarcity is universal. It confronts all living things. Even parrots face scarcity!



Not only do I want a cracker—we all want a cracker!

© The New Yorker Collection 1985
Frank Modell from cartoonbank.com. All Rights Reserved.

Think about the things that *you* want and the scarcity that *you* face. You want to go to a good school, college, or university. You want to live in a well-equipped, spacious, and comfortable home. You want the latest smartphone and the fastest Internet connection for your laptop or iPad. You want some sports and recreational gear—perhaps some new running shoes, or a new bike. You want much more time than is available to go to class, do your homework, play sports and games, read novels, go to the movies, listen to music, travel, and hang out with your friends. And you want to live a long and healthy life.

What you can afford to buy is limited by your income and by the prices you must pay. And your time is limited by the fact that your day has 24 hours.

You want some other things that only governments provide. You want to live in a safe neighborhood in a peaceful and secure world, and enjoy the benefits of clean air, lakes, rivers, and oceans.

What governments can afford is limited by the taxes they collect. Taxes lower people's incomes and compete with the other things they want to buy.

What *everyone* can get—what *society* can get—is limited by the productive resources available. These resources are the gifts of nature, human labor and ingenuity, and all the previously produced tools and equipment.

Because we can't get everything we want, we must make *choices*. You can't afford *both* a laptop *and* an iPhone, so you must *choose* which one to buy. You can't spend tonight *both* studying for your next test *and* going to the movies, so again, you must *choose* which one to do. Governments can't spend a tax dollar on *both* national defense *and* environmental protection, so they must *choose* how to spend that dollar.

Your choices must somehow be made consistent with the choices of *others*. If you choose to buy a laptop, someone else must choose to sell it. Incentives reconcile choices. An **incentive** is a reward that encourages an action or a penalty that discourages one. Prices act as incentives. If the price of a laptop is too high, more will be offered for sale than people want to buy. And if the price is too low, fewer will be offered for sale than people want to buy. But there is a price at which choices to buy and sell are consistent.

Economics is the social science that studies the *choices* that individuals, businesses, governments, and entire societies make as they cope with *scarcity* and the *incentives* that influence and reconcile those choices.

The subject has two parts:

- Microeconomics
- Macroeconomics

Microeconomics is the study of the choices that individuals and businesses make, the way these choices interact in markets, and the influence of governments. Some examples of microeconomic questions are: Why are people downloading more movies? How would a tax on e-commerce affect eBay?

Macroeconomics is the study of the performance of the national economy and the global economy. Some examples of macroeconomic questions are: Why does the U.S. unemployment rate fluctuate? Can the Federal Reserve make the unemployment rate fall by keeping interest rates low?

REVIEW QUIZ

- 1 List some examples of the scarcity that you face.
- 2 Find examples of scarcity in today's headlines.
- 3 Find an example of the distinction between microeconomics and macroeconomics in today's headlines.

Work these questions in Study Plan 1.1 and get instant feedback. Do a Key Terms Quiz.

MyEconLab

Two Big Economic Questions

Two big questions summarize the scope of economics:

- How do choices end up determining *what, how,* and *for whom* goods and services are produced?
- Do choices made in the pursuit of *self-interest* also promote the *social interest*?

What, How, and For Whom?

Goods and services are the objects that people value and produce to satisfy wants. *Goods* are physical objects such as cellphones and automobiles. *Services* are tasks performed for people such as cellphone service and auto-repair service.

What? *What* we produce varies across countries and changes over time. In the United States today, agriculture accounts for 1 percent of total production, manufactured goods for 20 percent, and services (retail and wholesale trade, healthcare, and education are the biggest ones) for 79 percent. In contrast, in China today, agriculture accounts for 10 percent of total production, manufactured goods for 45 percent, and services for 45 percent.

Figure 1.1 shows these numbers and also the percentages for Brazil, which fall between those for the United States and China.

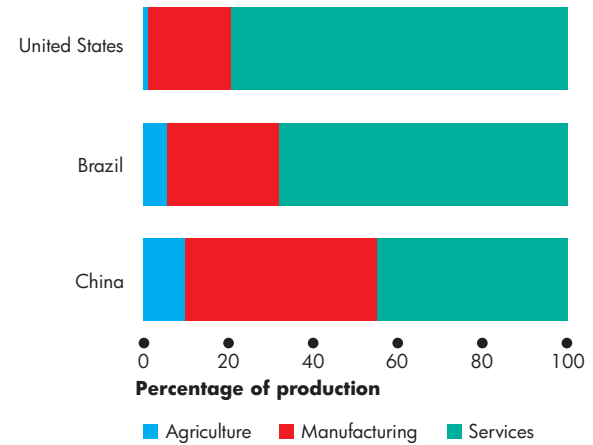
What determines these patterns of production? How do choices end up determining the quantities of cellphones, automobiles, cellphone service, auto-repair service, and the millions of other items that are produced in the United States and around the world?

How? *How* we produce is described by the technologies and resources that we use. The resources used to produce goods and services are called **factors of production**, which are grouped into four categories:

- Land
- Labor
- Capital
- Entrepreneurship

Land The “gifts of nature” that we use to produce goods and services are called **land**. In economics, *land* is what in everyday language we call *natural resources*. It includes land in the everyday sense

FIGURE 1.1 What Three Countries Produce



Agriculture and manufacturing are small percentages of production in rich countries such as the United States and large percentages of production in poorer countries such as China. Most of what is produced in the United States is services.

Source of data: CIA Factbook 2014, Central Intelligence Agency.

MyEconLab Animation

together with minerals, oil, gas, coal, water, air, forests, and fish.

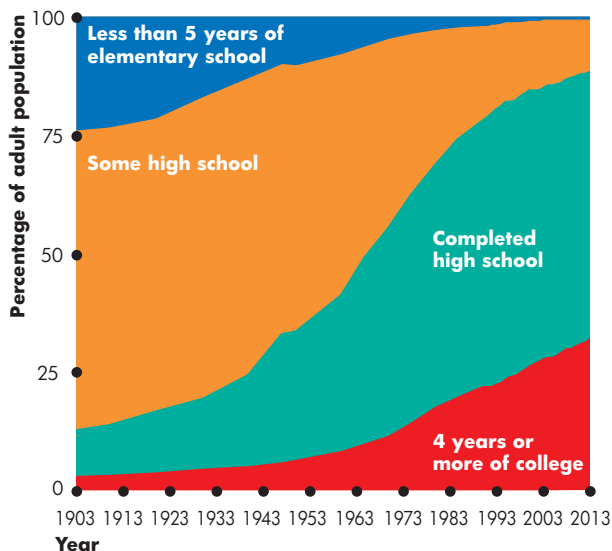
Our land surface and water resources are renewable and some of our mineral resources can be recycled. But the resources that we use to create energy are nonrenewable—they can be used only once.

Labor The work time and work effort that people devote to producing goods and services is called **labor**. Labor includes the physical and mental efforts of all the people who work on farms and construction sites and in factories, shops, and offices.

The *quality* of labor depends on **human capital**, which is the knowledge and skill that people obtain from education, on-the-job training, and work experience. You are building your own human capital right now as you work on your economics course, and your human capital will continue to grow as you gain work experience.

Human capital expands over time. Today, 88 percent of the adult population of the United States have completed high school and 32 percent have a college or university degree. Figure 1.2 shows these measures of human capital in the United States and its growth over the past 110 years.

FIGURE 1.2 A Measure of Human Capital



In 2013, 32 percent of the population aged 25 and older had 4 years or more of college, up from 2 percent in 1903. A further 56 percent had completed high school, up from 10 percent in 1903.

Source of data: U.S. Census Bureau, 2014.

MyEconLab Animation

Capital The tools, instruments, machines, buildings, and other constructions that businesses use to produce goods and services are called **capital**.

In everyday language, we talk about money, stocks, and bonds as being “capital.” These items are *financial capital*. Financial capital plays an important role in enabling businesses to borrow the funds that they use to buy physical capital. But financial capital is not used to produce goods and services and it is not a factor of production.

Entrepreneurship The human resource that organizes labor, land, and capital is called **entrepreneurship**. Entrepreneurs are the drivers of economic progress. They develop new ideas about what and how to produce, make business decisions, and bear the risks that arise from these decisions.

What determines how the factors of production are used to produce each good and service?

For Whom? *Who* consumes the goods and services that are produced depends on the incomes that people earn. People with large incomes can buy a wide

range of goods and services. People with small incomes have fewer options and can afford a smaller range of goods and services.

People earn their incomes by selling the services of the factors of production they own:

- Land earns **rent**.
- Labor earns **wages**.
- Capital earns **interest**.
- Entrepreneurship earns **profit**.

Which factor of production earns the most income? The answer is labor. In 2011, wages were 68 percent of total income and the incomes from land, capital, and entrepreneurship totaled 32 percent. These shares remain remarkably constant over time.

Knowing how income is shared among the factors of production doesn’t tell us how it is shared among individuals. And the distribution of income among individuals is extremely unequal. You know of some people who earn very large incomes: Dwayne “The Rock” Johnson (Hercules) earned \$46 million in 2013; and Clayton Kershaw has a \$215 million 7-year deal with the LA Dodgers.

You know of even more people who earn very small incomes. Servers at McDonald’s average around \$7.25 an hour; checkout clerks, cleaners, and textile and leather workers all earn less than \$10 an hour.

You probably know about other persistent differences in incomes. Men, on average, earn more than women; whites earn more than minorities; college graduates earn more than high-school graduates.

We can get a good sense of who consumes the goods and services produced by looking at the percentages of total income earned by different groups of people. The 20 percent of people with the lowest incomes earn about 5 percent of total income, while the richest 20 percent earn close to 50 percent of total income. So on average, people in the richest 20 percent earn more than 10 times the incomes of those in the poorest 20 percent. There is even huge inequality within the richest 20 percent and the top 1 percent earns almost 15 percent of total income.

Why is the distribution of income so unequal?

Economics provides some answers to all these questions about *what*, *how*, and *for whom* goods and services are produced and much of the rest of this book will help you to understand those answers.

We’re now going to look at the second big question of economics: Do choices made in the pursuit of self-interest also promote the social interest?

Do Choices Made in the Pursuit of Self-Interest also Promote the Social Interest?

Every day, you and 320 million other Americans, along with 7.2 billion people in the rest of the world, make economic choices that result in *what*, *how*, and *for whom* goods and services are produced. These choices are made by people who are pursuing their self-interest.

Self-Interest You make a choice in your **self-interest** if you think that choice is the best one available for you. All the choices that people make about how to use their time and other resources are made in the pursuit of self-interest. When you allocate your time or your budget, you do what makes the most sense to you. You might think about how your choices affect other people and take into account how you feel about that, but it is how *you* feel that influences your choice. You order a home-delivery pizza because you're hungry, not because the delivery person needs a job. And when the pizza delivery person shows up at your door, he's not doing you a favor. He's pursuing *his* self-interest and hoping for a tip and another call next week.

The big question is: Is it possible that all the choices that each one of us makes in the pursuit of self-interest could end up achieving an outcome that is best for everyone?

Social Interest An outcome is in the **social interest** if it is best for society as a whole. It is easy to see how you decide what is in *your* self-interest. But how do we decide if something is in the social interest? To help you answer this question, imagine a scene like that in *Economics in the News* on the next page.

Ted, an entrepreneur, creates a new business. He hires a thousand workers and pays them \$20 an hour, \$1 an hour more than they earned in their old jobs. Ted's business is extremely profitable and his own earnings increase by \$1 million per week.

You can see that Ted's decision to create the business is in his self-interest—he gains \$1 million a week. You can also see that for Ted's employees, their decisions to work for Ted are in their self-interest—they gain \$1 an hour (say \$40 a week). And the decisions of Ted's customers must be in their self-interest, otherwise they wouldn't buy from him. But is this outcome in the social interest?

The economist's answer is "Yes." It is in the social interest because it makes everyone better off. There are no losers.

Efficiency and the Social Interest Economists use the everyday word "efficient" to describe a situation that can't be improved upon. Resource use is **efficient** if it is *not* possible to make someone better off without making someone else worse off. If it *is* possible to make someone better off without making anyone worse off, society can be made better off and the situation is not efficient.

In the Ted story everyone is better off, so it improves efficiency and the outcome is in the social interest. But notice that it would also have been efficient if the workers and customers had gained nothing and Ted had gained even more than \$1 million a week. But would that efficient outcome be in the social interest?

Many people have trouble seeing the outcome in which Ted is the only winner as being in the social interest. They say that the social interest requires Ted to share some of his gain either with his workers in higher wages or with his customers in lower prices, or with both groups.

Fair Shares and the Social Interest The idea that the social interest requires "fair shares" is a deeply held one. Think about what you regard as a fair share. To help you, imagine the following game.

I put \$100 on the table and tell someone you don't know and who doesn't know you to *propose* a share of the money between the two of you. If you *accept* the proposed share, you each get the agreed upon shares. If you don't accept the proposed share, you both get nothing.

It would be efficient—you would both be better off—if the proposer offered to take \$99 and leave you with \$1 and you accepted that offer.

But would you accept the \$1? If you are like most people, the idea that the other person gets 99 times as much as you is just too much to stomach. "No way," you say and the \$100 disappears. That outcome is inefficient. You have both given up something.

When the game I've just described is played in a classroom experiment, about half of the players reject offers of below \$30.

So fair shares matter. But what is *fair*? There isn't a crisp definition of fairness to match that of efficiency. Reasonable people have a variety of views about it. Almost everyone agrees that too much inequality is unfair. But how much is too much? And inequality of what: income, wealth, or the *opportunity* to work, earn an income, and accumulate wealth?

You will examine efficiency again in Chapter 2 and efficiency and fairness in Chapter 5.

Questions about the social interest are hard ones to answer and they generate discussion, debate, and disagreement. Four issues in today's world put some flesh on these questions. The issues are:

- Globalization
- Information-age monopolies
- Climate change
- Financial instability

Globalization The term *globalization* means the expansion of international trade, borrowing and lending, and investment.

When Nike produces sports shoes, people in Malaysia get work; and when China Airlines buys new airplanes, Americans who work at Boeing in Seattle build them. While globalization brings expanded production and job opportunities for some workers, it destroys many American jobs. Workers across the manufacturing industries must learn new skills, take service jobs, which are often lower-paid, or retire earlier than previously planned.

Globalization is in the self-interest of those consumers who buy low-cost goods and services produced in other countries; and it is in the self-interest of the

multinational firms that produce in low-cost regions and sell in high-price regions. But is globalization in the self-interest of the low-wage worker in Malaysia who sews your new running shoes and the displaced shoemaker in Atlanta? Is it in the social interest?



ECONOMICS IN THE NEWS

The Invisible Hand

From Brewer to Bio-Tech Entrepreneur

Kiran Mazumdar-Shaw trained to become a master brewer and learned about enzymes, the stuff from which bio-pharmaceuticals are made. Discovering it was impossible for a woman in India to become a master brewer, the 25-year-old Kiran decided to create a bio-pharmaceutical business.

Kiran's firm, Biocom, employed uneducated workers who loved their jobs and the living conditions made possible by their high wages. But when a labor union entered the scene and unionized the workers, a furious Kiran fired the workers, automated their jobs, and hired a smaller number of educated workers. Biocom continued to grow and today, Kiran's wealth exceeds \$1 billion.

Kiran has become wealthy by developing and producing bio-pharmaceuticals that improve people's lives. But Kiran is sharing her wealth in creative ways. She has opened a cancer treatment center to help thousands of patients who are too poor to pay and created a health insurance scheme.

Source: Ariel Levy, "Drug Test,"
The New Yorker, January 2, 2012

THE QUESTIONS

- Whose decisions in the story were taken in self-interest?
- Whose decisions turned out to be in the social interest?
- Did any of the decisions harm the social interest?

THE ANSWERS

- All the decisions—Kiran's, the workers', the union's, and the firm's customers'—are taken in the pursuit of self-interest.
- Kiran's decisions serve the social interest: She creates jobs that benefit her workers and products that benefit her customers. And her charitable work brings yet further social benefits.
- The labor union's decision might have harmed the social interest because it destroyed the jobs of uneducated workers.



Kiran Mazumdar-Shaw,
founder and CEO of
Biocom

Information-Age Monopolies The technological change of the past forty years has been called the *Information Revolution*. Bill Gates, a co-founder of Microsoft, held a privileged position in this revolution. For many years, Windows was the only available operating system for the PC. The PC and Mac competed, but the PC had a huge market share.

An absence of competition gave Microsoft the power to sell Windows at prices far above the cost of production. With lower prices, many more people would have been able to afford and buy a computer.

The information revolution has clearly served your self-interest: It has provided your cellphone, laptop, loads of handy applications, and the Internet. It has also served the self-interest of Bill Gates who has seen his wealth soar.

But did the information revolution best serve the social interest? Did Microsoft produce the best possible Windows operating system and sell it at a price that was in the social interest? Or was the quality too low and the price too high?



Climate Change Burning fossil fuels to generate electricity and to power airplanes, automobiles, and trucks pours a staggering 28 billion tons—4 tons per person—of carbon dioxide into the atmosphere each year. These carbon emissions, two thirds of which comes from the United States, China, the European Union, Russia, and India, bring global warming and climate change.

Every day, when you make self-interested choices to use electricity and gasoline, you leave your carbon footprint. You can lessen this footprint by walking, riding a bike, taking a cold shower, or planting a tree.

But can each one of us be relied upon to make decisions that affect the Earth's carbon-dioxide concentration in the social interest? Must governments change the incentives we face so that our self-interested choices are also in the social interest? How can governments change incentives? How can we

encourage the use of wind and solar power to replace the burning of fossil fuels that brings climate change?



Financial Instability In 2008, banks were in trouble. They had made loans that borrowers couldn't repay and they were holding securities the values of which had crashed.

Banks' choices to take deposits and make loans are made in self-interest, but does this lending and borrowing serve the social interest? Do banks lend too much in the pursuit of profit?

When banks got into trouble in 2008, the Federal Reserve (the Fed) bailed them out with big loans backed by taxpayer dollars. Did the Fed's bailout of troubled banks serve the social interest? Or might the Fed's rescue action encourage banks to repeat their dangerous lending in the future?

We've looked at four topics and asked many questions that illustrate the potential conflict between the pursuit of self-interest and the social interest. We've asked questions but not answered them because we've not yet explained the economic principles needed to do so. We will answer these questions in future chapters.

REVIEW QUIZ

- 1 Describe the broad facts about *what*, *how*, and *for whom* goods and services are produced.
- 2 Use headlines from the recent news to illustrate the potential for conflict between self-interest and the social interest.

Work these questions in Study Plan 1.2 and get instant feedback. Do a Key Terms Quiz.

MyEconLab

AT ISSUE

The Protest Against Market Capitalism

Market capitalism is an economic system in which individuals own land and capital and are free to buy and sell land, capital, and goods and services in markets. Markets for goods and services, along with markets for land and capital, coordinate billions of self-interested choices, which determine what, how, and for whom goods and services are produced. A few people earn enormous incomes, many times the average income. There is no supreme planner guiding the use of scarce resources and the outcome is unintended and unforeseeable.

Centrally planned socialism is an economic system in which the government owns all the land and capital, directs workers to jobs, and decides what, how, and for whom to produce. The Soviet Union, several Eastern European countries, and China have used this system in the past but have now abandoned it. Only Cuba and North Korea use this system today. A few bureaucrats in positions of great power receive huge incomes, many times that of an average person.

Our economy today is a **mixed economy**, which is market capitalism with government regulation.

The Protest

The protest against market capitalism takes many forms. Historically, **Karl Marx** and other communist and socialist thinkers wanted to replace it with *socialism* and *central planning*. Today, thousands of people who feel let down by the economic system want less market capitalism and more government regulation. The **Occupy Wall Street** movement, with its focus on the large incomes of the top 1 percent, is a visible example of today's protest. Protesters say:

- Big corporations (especially big banks) have too much power and influence on governments.
- Democratically elected governments can do a better job of allocating resources and distributing income than uncoordinated markets.
- More regulation in the social interest is needed—to serve “human need, not corporate greed.”
- In a market, for every winner, there is a loser.
- Big corporations are the winners. Workers and unemployed people are the losers.



An Occupy Wall Street protester

The Economist's Response


Economists agree that market capitalism isn't perfect. But they argue that it is the best system available and while some government intervention and regulation can help, government attempts to serve the social interest often end up harming it.

Adam Smith (see p. 53), who gave the first systematic account of how market capitalism works, says:

- The self-interest of big corporations is *maximum profit*.
- But an *invisible hand* leads production decisions made in pursuit of self-interest to *unintentionally* promote the social interest.
- Politicians are ill-equipped to regulate corporations or to intervene in markets, and those who think they can improve on the market outcome are most likely wrong.
- In a market, buyers get what they want for less than they would be willing to pay and sellers earn a profit. Both buyers and sellers gain. A market transaction is a “win-win” event.

“It is not from the benevolence of the butcher, the brewer, or the baker that we expect our dinner, but from their regard to their own interest.”

The Wealth of Nations,
1776



Adam Smith

The Economic Way of Thinking

The questions that economics tries to answer tell us about the *scope of economics*, but they don't tell us how economists *think* and go about seeking answers to these questions. You're now going to see how economists go about their work.

We're going to look at six key ideas that define the *economic way of thinking*. These ideas are

- A choice is a *tradeoff*.
- People make *rational choices* by comparing *benefits* and *costs*.
- *Benefit* is what you gain from something.
- *Cost* is what you *must give up* to get something.
- Most choices are “*how-much*” choices made at the *margin*.
- Choices respond to *incentives*.

A Choice Is a Tradeoff

Because we face scarcity, we must make choices. And when we make a choice, we select from the available alternatives. For example, you can spend Saturday night studying for your next economics test or having fun with your friends, but you can't do both of these activities at the same time. You must choose how much time to devote to each. Whatever choice you make, you could have chosen something else.

You can think about your choices as tradeoffs. A **tradeoff** is an exchange—giving up one thing to get something else. When you choose how to spend your Saturday night, you face a tradeoff between studying and hanging out with your friends.

Making a Rational Choice

Economists view the choices that people make as rational. A **rational choice** is one that compares costs and benefits and achieves the greatest benefit over cost for the person making the choice.

Only the wants of the person making a choice are relevant to determine its rationality. For example, you might like your coffee black and strong but your friend prefers his milky and sweet. So it is rational for you to choose espresso and for your friend to choose cappuccino.

The idea of rational choice provides an answer to the first question: *What* goods and services will be

produced and in what quantities? The answer is those that people rationally choose to buy!

But how do people choose rationally? Why do more people choose an iPad rather than a Microsoft Surface? Why has the U.S. government chosen to build an interstate highway system and not an interstate high-speed railroad system? The answers turn on comparing benefits and costs.

Benefit: What You Gain

The **benefit** of something is the gain or pleasure that it brings and is determined by **preferences**—by what a person likes and dislikes and the intensity of those feelings. If you get a huge kick out of “League of Legends,” that video game brings you a large benefit. If you have little interest in listening to Yo-Yo Ma playing a Vivaldi cello concerto, that activity brings you a small benefit.

Some benefits are large and easy to identify, such as the benefit that you get from being in school. A big piece of that benefit is the goods and services that you will be able to enjoy with the boost to your earning power when you graduate. Some benefits are small, such as the benefit you get from a slice of pizza.

Economists measure benefit as the most that a person is *willing to give up* to get something. You are willing to give up a lot to be in school. But you would give up only an iTunes download for a slice of pizza.

Cost: What You Must Give Up

The **opportunity cost** of something is the highest-valued alternative that must be given up to get it.

To make the idea of opportunity cost concrete, think about *your* opportunity cost of being in school. It has two components: the things you can't afford to buy and the things you can't do with your time.

Start with the things you can't afford to buy. You've spent all your income on tuition, residence fees, books, and a laptop. If you weren't in school, you would have spent this money on tickets to ball games and movies and all the other things that you enjoy. But that's only the start of your opportunity cost. You've also given up the opportunity to get a job. Suppose that the best job you could get if you weren't in school is working at Citibank as a teller earning \$25,000 a year. Another part of your opportunity cost of being in school is all the things that you could buy with the extra \$25,000 you would have.